

JATO Dynamics New Car Registrations Europe-26*

Group	Make	Model	Aug-21	vs Aug-20	YTD-21	vs YTD-20
BMW Group	BMW	I3	1,306	-12%	14,465	22%
BMW Group	BMW	I4	44	-	44	-
BMW Group	BMW	I8	3	-95%	51	-89%
BMW Group	BMW	IX	298	-	556	-
BMW Group	BMW	SERIES 1	5,382	-27%	74,911	20%
BMW Group	BMW	SERIES 2	1,926	-36%	26,941	61%
BMW Group	BMW	SERIES 2 ACTIVE/GRAN TOURER	898	-71%	12,355	-38%
BMW Group	BMW	SERIES 3	8,839	16%	85,467	19%
BMW Group	BMW	SERIES 4	1,975	64%	19,445	68%
BMW Group	BMW	SERIES 5	3,099	-30%	36,203	-2%
BMW Group	BMW	SERIES 6	72	-56%	944	-31%
BMW Group	BMW	SERIES 7	369	-22%	3,565	-10%
BMW Group	BMW	SERIES 8 Sedan	145	-49%	1,870	-26%
BMW Group	BMW	SERIES 8 Sport	166	-50%	2,591	-2%
BMW Group	BMW	X1	4,663	-31%	60,480	14%
BMW Group	BMW	X2	1,461	-49%	19,867	-5%
BMW Group	BMW	X3	7,110	66%	52,512	37%
BMW Group	BMW	X4	986	-24%	9,757	-11%
BMW Group	BMW	X5	2,777	-18%	30,825	32%
BMW Group	BMW	X6	639	-33%	7,125	13%
BMW Group	BMW	X7	279	-44%	3,715	7%
BMW Group	BMW	Z4	510	-27%	6,343	6%
BMW Group	MINI	CLUBMAN	625	-52%	9,372	-10%
BMW Group	MINI	COUNTRYMAN	1,762	-23%	31,966	29%
BMW Group	MINI	MINI	6,140	-28%	75,305	14%
BMW Group	ROLLS-ROYCE	CULLINAN	17	113%	160	-1%
BMW Group	ROLLS-ROYCE	DAWN	3	-63%	45	-33%
BMW Group	ROLLS-ROYCE	GHOST	16	129%	120	243%
BMW Group	ROLLS-ROYCE	PHANTOM	3	-25%	29	7%
BMW Group	ROLLS-ROYCE	WRAITH	3	-67%	47	4%
Daimler	MERCEDES	A-CLASS	5,809	-54%	83,631	-11%
Daimler	MERCEDES	AMG GT	124	-61%	1,720	-37%
Daimler	MERCEDES	B-CLASS	1,305	-62%	18,685	-34%
Daimler	MERCEDES	C-CLASS	3,059	-49%	40,001	-25%
Daimler	MERCEDES	CITAN	12	-98%	202	-91%
Daimler	MERCEDES	CLA	2,804	-38%	37,220	-11%
Daimler	MERCEDES	CLS	66	-79%	1,301	-52%
Daimler	MERCEDES	E-CLASS	2,088	-53%	37,144	-8%
Daimler	MERCEDES	EQC	1,414	12%	10,994	92%
Daimler	MERCEDES	EQS	23	-	49	-
Daimler	MERCEDES	G-CLASS	417	-40%	5,512	15%
Daimler	MERCEDES	GLA/EQA	3,859	-20%	47,456	94%
Daimler	MERCEDES	GLB/EQB	1,603	9%	26,398	113%
Daimler	MERCEDES	GLC	4,086	-36%	33,422	-20%
Daimler	MERCEDES	GLC COUPE	1,665	-36%	15,410	-6%
Daimler	MERCEDES	GLE	2,329	12%	26,400	21%
Daimler	MERCEDES	GLE COUPE	646	144%	7,709	354%
Daimler	MERCEDES	GLS	387	58%	3,364	9%
Daimler	MERCEDES	MARCO POLO	182	-32%	3,104	5%
Daimler	MERCEDES	S-CLASS Sedan	749	0%	7,669	108%
Daimler	MERCEDES	S-CLASS Sport	4	-94%	150	-74%
Daimler	MERCEDES	SL	5	-87%	57	-84%

Group	Make	Model	Aug-21	vs Aug-20	YTD-21	vs YTD-20
Daimler	MERCEDES	SLC	-	-100%	229	-87%
Daimler	MERCEDES	SPRINTER	703	-13%	6,583	3%
Daimler	MERCEDES	V-CLASS	1,473	-35%	15,500	-4%
Daimler	MERCEDES	VITO	1,158	-11%	9,558	10%
Daimler	SMART	FORFOUR	344	-52%	5,643	67%
Daimler	SMART	FORTWO	912	-32%	17,038	115%
Dongfeng	DFSK	FENGGUANG580/580	12	9%	71	34%
Dongfeng	DFSK	IX5	12	33%	109	738%
Dongfeng	DFSK	SERES 3	8	-	76	-
Ford	FORD	C-MAX/GRAND	2	-88%	15	-88%
Ford	FORD	ECOSPORT	1,579	-57%	17,599	-54%
Ford	FORD	EDGE	5	-98%	118	-95%
Ford	FORD	EXPLORER	316	-8%	3,236	175%
Ford	FORD	FIESTA	3,507	-66%	71,330	-26%
Ford	FORD	FOCUS	4,110	-58%	55,692	-49%
Ford	FORD	GALAXY	360	-50%	4,005	-19%
Ford	FORD	GRAND TOURNEO CONNECT	97	-80%	2,254	-29%
Ford	FORD	GT	5	-	35	-
Ford	FORD	KUGA	5,829	-39%	75,248	76%
Ford	FORD	MACH-E	3,647	-	12,370	-
Ford	FORD	MONDEO	1,251	-36%	9,321	-33%
Ford	FORD	MUSTANG	192	-68%	2,479	-47%
Ford	FORD	PUMA	9,304	-16%	105,474	75%
Ford	FORD	S-MAX	529	-56%	5,942	-31%
Ford	FORD	TOURNEO CONNECT	99	-66%	2,386	11%
Ford	FORD	TOURNEO COURIER	96	-84%	2,038	-38%
Ford	FORD	TOURNEO CUSTOM	1,373	27%	10,579	30%
Ford	FORD	TRANSIT	465	-45%	4,910	-13%
Ford	FORD	TRANSIT CONNECT	21	-80%	450	-33%
Ford	FORD	TRANSIT COURIER	7	-81%	43	-58%
Ford	FORD	TRANSIT CUSTOM	552	1%	6,198	21%
Ford	FORD	TRANSIT CUSTOM/TOURNEO	499	-62%	4,896	-22%
Geely	LYNK & CO	01	597	-	1,451	-
Geely	POLESTAR	01	7	133%	48	-21%
Geely	POLESTAR	02	1,074	-6%	9,642	659%
Geely	VOLVO	S60/V60	2,022	-37%	31,269	-11%
Geely	VOLVO	S90/V90	630	-57%	10,885	-28%
Geely	VOLVO	V40	5	-94%	12	-99%
Geely	VOLVO	XC40	4,281	-29%	83,635	47%
Geely	VOLVO	XC60	3,422	-15%	49,601	21%
Geely	VOLVO	XC90	1,261	25%	18,674	29%
GM	CADILLAC	ESCALADE	3	50%	29	123%
GM	CADILLAC	XT4	23	-	299	-
GM	CHEVROLET	CAMARO	23	5%	185	180%
GM	CHEVROLET	CORVETTE	10	150%	76	192%
GM	CHEVROLET	SUBURBAN	2	100%	16	700%
GM	CHEVROLET	TAHOE	3	-	21	-
Honda	HONDA	CIVIC	1,143	-20%	8,948	-23%
Honda	HONDA	CR-V	1,135	-18%	11,286	-2%
Honda	HONDA	HONDA E	188	-28%	1,669	91%
Honda	HONDA	HR-V	183	-84%	3,279	-64%
Honda	HONDA	JAZZ	2,055	-1%	18,275	26%

JATO Dynamics New Car Registrations Europe-26*

Group	Make	Model	Aug-21	vs Aug-20	YTD-21	vs YTD-20
Hyundai-Kia	GENESIS	G70	29	-	38	-
Hyundai-Kia	GENESIS	G80	17	-	81	-
Hyundai-Kia	GENESIS	GV70	36	-	47	-
Hyundai-Kia	GENESIS	GV80	15	-	101	-
Hyundai-Kia	HYUNDAI	BAYON	1,555	-	5,256	-
Hyundai-Kia	HYUNDAI	ELANTRA	273	363%	919	-11%
Hyundai-Kia	HYUNDAI	I10	4,174	1%	39,506	28%
Hyundai-Kia	HYUNDAI	I20	4,643	-24%	41,261	1%
Hyundai-Kia	HYUNDAI	I30	4,809	0%	39,230	24%
Hyundai-Kia	HYUNDAI	IONIQ	1,266	-45%	14,813	-8%
Hyundai-Kia	HYUNDAI	IONIQ 5	2,297	-	5,617	-
Hyundai-Kia	HYUNDAI	KONA	7,633	-33%	71,965	2%
Hyundai-Kia	HYUNDAI	NEXO	13	-50%	124	-53%
Hyundai-Kia	HYUNDAI	SANTA FE/GRAND	771	38%	6,923	54%
Hyundai-Kia	HYUNDAI	TUCSON	9,739	36%	98,916	73%
Hyundai-Kia	KIA	CEED	5,638	19%	43,727	29%
Hyundai-Kia	KIA	NIRO	6,200	-20%	56,201	28%
Hyundai-Kia	KIA	OPTIMA	11	-97%	272	-94%
Hyundai-Kia	KIA	PICANTO	4,164	10%	41,261	34%
Hyundai-Kia	KIA	PROCEED	931	-28%	8,791	-11%
Hyundai-Kia	KIA	RIO	2,624	12%	23,309	13%
Hyundai-Kia	KIA	SORENTO	1,336	404%	12,202	365%
Hyundai-Kia	KIA	SOUL	792	28%	5,361	3%
Hyundai-Kia	KIA	SPORTAGE	5,738	11%	62,588	34%
Hyundai-Kia	KIA	STINGER	43	-64%	913	-9%
Hyundai-Kia	KIA	STONIC	4,382	-11%	38,198	7%
Hyundai-Kia	KIA	XCEED	3,333	-9%	28,898	7%
Mahindra	MAHINDRA	KUV100	43	-55%	631	-16%
Mahindra	MAHINDRA	XUV500	1	0%	16	-47%
Mahindra	SSANGYONG	KORANDO	671	49%	3,854	24%
Mahindra	SSANGYONG	REXTON	76	138%	572	160%
Mahindra	SSANGYONG	TIVOLI/XLV	438	3%	2,763	1%
Mazda	MAZDA	CX-3	1,108	37%	9,893	813%
Mazda	MAZDA	CX-30	3,620	5%	31,835	3%
Mazda	MAZDA	CX-5	2,206	-1%	21,856	14%
Mazda	MAZDA	MAZDA2	1,379	2%	12,377	35%
Mazda	MAZDA	MAZDA3	1,607	-12%	14,928	-10%
Mazda	MAZDA	MAZDA6	397	-24%	3,405	-18%
Mazda	MAZDA	MX-30	1,160	735%	5,567	-
Mazda	MAZDA	MX-5	495	18%	5,601	84%
Others	AIWAYS	U5	276	-	778	-
Others	ASTON MARTIN	DB11	26	-41%	230	-40%
Others	ASTON MARTIN	DBS	7	-71%	196	-27%
Others	ASTON MARTIN	DBX	39	44%	463	-
Others	ASTON MARTIN	VANTAGE	33	120%	452	122%
Others	BYD	TANG	61	-	61	-
Others	DR AUTOMOBILES	DR3	61	49%	909	110%
Others	DR AUTOMOBILES	DR4/EVO 4	70	40%	680	42%
Others	DR AUTOMOBILES	DR5/EVO 5	122	6%	1,815	357%
Others	DR AUTOMOBILES	DR6/EVO 6	1	-98%	415	6%
Others	DR AUTOMOBILES	EVO 3	64	-	130	-
Others	DR AUTOMOBILES	F35	64	167%	774	-

Group	Make	Model	Aug-21	vs Aug-20	YTD-21	vs YTD-20
Others	FERRARI	488	21	-67%	142	-84%
Others	FERRARI	812	75	-23%	651	-7%
Others	FERRARI	F8	166	78%	1,446	246%
Others	FERRARI	GTC4	6	-40%	39	-65%
Others	FERRARI	MONZA	8	-56%	126	62%
Others	FERRARI	PORTOFINO	17	-65%	149	-80%
Others	FERRARI	ROMA	80	-	749	-
Others	FERRARI	SF90	49	-	477	-
Others	HAVAL	H2	57	138%	588	150%
Others	LOTUS	ELISE	19	-56%	249	47%
Others	LOTUS	EVORA	2	-67%	31	7%
Others	LOTUS	EXIGE	24	20%	191	58%
Others	MCLAREN	500/600 SERIES	7	-68%	87	-61%
Others	MCLAREN	700 SERIES	17	113%	254	70%
Others	MCLAREN	GT	4	300%	99	24%
Others	NIO	ES8	18	-	22	-
Others	XPENG	G3	17	-	282	-
Renault-Nissan	ALPINE	A110	183	123%	1,281	61%
Renault-Nissan	DACIA	DOKKER	17	-99%	3,243	-83%
Renault-Nissan	DACIA	DUSTER	11,327	4%	97,187	14%
Renault-Nissan	DACIA	LODGY	1,360	-5%	13,080	10%
Renault-Nissan	DACIA	LOGAN	2,593	-38%	9,561	-64%
Renault-Nissan	DACIA	SANDERO	14,961	8%	130,536	30%
Renault-Nissan	DACIA	SPRING	372	-	4,039	-
Renault-Nissan	LADA	4X4/NIVA/TAIGA	219	10%	1,144	3%
Renault-Nissan	MITSUBISHI	ASX	338	-78%	5,007	-60%
Renault-Nissan	MITSUBISHI	ECLIPSE CROSS	982	-21%	9,106	-5%
Renault-Nissan	MITSUBISHI	I	2	-67%	12	-71%
Renault-Nissan	MITSUBISHI	L200	-	-	28	-
Renault-Nissan	MITSUBISHI	OUTLANDER	820	-65%	10,725	-52%
Renault-Nissan	MITSUBISHI	SHOGUN SPORT	10	43%	1,137	477%
Renault-Nissan	MITSUBISHI	SPACE STAR/MIRAGE/ATTRAGE	3,359	31%	22,413	-15%
Renault-Nissan	NISSAN	EVALIA/NV200	89	-21%	963	-14%
Renault-Nissan	NISSAN	GT-R	5	-80%	175	-10%
Renault-Nissan	NISSAN	JUKE	3,022	-32%	40,445	23%
Renault-Nissan	NISSAN	LEAF	1,785	-11%	18,949	10%
Renault-Nissan	NISSAN	MICRA	2,398	-18%	25,595	1%
Renault-Nissan	NISSAN	NV300	165	68%	540	-24%
Renault-Nissan	NISSAN	QASHQAI	4,126	-50%	69,323	-14%
Renault-Nissan	NISSAN	X-TRAIL	588	-54%	7,418	-41%
Renault-Nissan	RENAULT	ARKANA	4,341	-	15,612	-
Renault-Nissan	RENAULT	CAPTUR	9,199	-30%	111,155	8%
Renault-Nissan	RENAULT	CLIO	9,224	-44%	128,342	-20%
Renault-Nissan	RENAULT	ESPACE	175	-5%	2,009	-1%
Renault-Nissan	RENAULT	KADJAR	1,086	-79%	24,886	-41%
Renault-Nissan	RENAULT	KANGOO	638	78%	3,494	-24%
Renault-Nissan	RENAULT	KOLEOS	370	-15%	3,984	-16%
Renault-Nissan	RENAULT	MASTER	133	-39%	1,713	23%
Renault-Nissan	RENAULT	MEGANE	2,774	-40%	47,959	3%
Renault-Nissan	RENAULT	SCENIC/GRAND	1,028	-50%	14,750	-36%
Renault-Nissan	RENAULT	TALISMAN	276	-39%	4,197	-18%
Renault-Nissan	RENAULT	TRAFIC	649	8%	5,122	-30%

JATO Dynamics New Car Registrations Europe-26*

Group	Make	Model	Aug-21	vs Aug-20	YTD-21	vs YTD-20
Renault-Nissan	RENAULT	TWINGO	2,821	-28%	43,350	-5%
Renault-Nissan	RENAULT	ZOE	4,045	-35%	38,578	-26%
SAIC	MAXUS	EUNIQ 5/G50	19	-	257	-
SAIC	MG	MARVEL R	-	-	25	-
SAIC	MG	MG HS	1,217	527%	8,761	378%
SAIC	MG	MG ZS	2,341	41%	16,376	53%
SAIC	MG	MG3	141	57%	1,433	-9%
SAIC	MG	MG5	228	-	2,502	-
Stellantis	ABARTH	500	835	-21%	9,853	17%
Stellantis	ALFA ROMEO	GIULIA	395	-33%	3,965	-12%
Stellantis	ALFA ROMEO	GIULIETTA	144	-81%	2,775	-56%
Stellantis	ALFA ROMEO	STELVIO	863	-41%	10,478	11%
Stellantis	CITROEN	BERLINGO	1,328	-65%	21,739	-27%
Stellantis	CITROEN	C1	2,034	-35%	26,745	4%
Stellantis	CITROEN	C3	6,720	-44%	110,241	21%
Stellantis	CITROEN	C3 AIRCROSS	2,736	-42%	47,735	-2%
Stellantis	CITROEN	C4	4,621	-	41,410	-
Stellantis	CITROEN	C4 CACTUS	9	-100%	1,223	-94%
Stellantis	CITROEN	C4 SPACETOURER/GRAND	710	-62%	11,978	-31%
Stellantis	CITROEN	C5 AIRCROSS	2,981	-38%	40,026	-4%
Stellantis	CITROEN	C-ELYSEE	7	-97%	721	-62%
Stellantis	CITROEN	JUMPER	1,352	58%	11,249	43%
Stellantis	CITROEN	JUMPY	98	-29%	1,051	40%
Stellantis	CITROEN	SPACETOURER	449	-30%	5,384	47%
Stellantis	DODGE	CHALLENGER	31	-42%	279	-33%
Stellantis	DODGE	CHARGER	21	200%	139	223%
Stellantis	DODGE	DURANGO	40	67%	327	126%
Stellantis	DS	DS 3 CROSSBACK	704	-39%	10,572	-12%
Stellantis	DS	DS 4	98	-	201	-
Stellantis	DS	DS 7 CROSSBACK	1,283	3%	16,234	8%
Stellantis	DS	DS 9	40	-	465	-
Stellantis	FIAT	500	10,131	35%	109,833	55%
Stellantis	FIAT	500L/LIVING	1,291	-28%	14,325	5%
Stellantis	FIAT	500X	2,687	-41%	43,183	24%
Stellantis	FIAT	DOBLO	19	-77%	265	-67%
Stellantis	FIAT	DUCATO	3,349	-34%	36,429	0%
Stellantis	FIAT	PANDA	4,174	-50%	92,795	13%
Stellantis	FIAT	PUNTO	2	0%	24	85%
Stellantis	FIAT	TALENTO	22	-91%	302	-76%
Stellantis	FIAT	TIPO	2,940	-25%	28,101	-14%
Stellantis	JEEP	CHEROKEE	16	-95%	255	-85%
Stellantis	JEEP	COMPASS	3,905	-9%	39,143	51%
Stellantis	JEEP	GRAND CHEROKEE	23	-98%	257	-93%
Stellantis	JEEP	RENEGADE	3,451	-22%	46,519	43%
Stellantis	JEEP	WRANGLER	665	-4%	5,581	22%
Stellantis	LANCIA	YPSILON	2,074	-9%	32,442	31%
Stellantis	MASERATI	GHIBLI	58	-46%	950	66%
Stellantis	MASERATI	LEVANTE	116	-15%	1,558	27%
Stellantis	MASERATI	QUATTROPORTE	9	-18%	80	23%
Stellantis	OPEL/VAUXHALL	AMPERA-E	2	-96%	116	-96%
Stellantis	OPEL/VAUXHALL	ASTRA	3,592	2%	39,913	-5%
Stellantis	OPEL/VAUXHALL	COMBO	496	-63%	11,022	-10%

Group	Make	Model	Aug-21	vs Aug-20	YTD-21	vs YTD-20
Stellantis	OPEL/VAUXHALL	CORSA	7,382	-51%	127,453	11%
Stellantis	OPEL/VAUXHALL	CROSSLAND	4,471	-41%	60,075	3%
Stellantis	OPEL/VAUXHALL	GRANDLAND	3,622	-15%	42,691	-5%
Stellantis	OPEL/VAUXHALL	INSIGNIA	1,998	257%	13,722	17%
Stellantis	OPEL/VAUXHALL	MOKKA	4,886	-	36,989	-
Stellantis	OPEL/VAUXHALL	MOVANO	10	-78%	71	-64%
Stellantis	OPEL/VAUXHALL	VIVARO	67	-47%	1,152	66%
Stellantis	OPEL/VAUXHALL	ZAFIRA/TOURER	724	27%	7,861	38%
Stellantis	PEUGEOT	108	1,998	-45%	26,788	-6%
Stellantis	PEUGEOT	2008	7,408	-45%	126,779	47%
Stellantis	PEUGEOT	208	7,891	-49%	131,688	9%
Stellantis	PEUGEOT	3008	7,261	7%	101,263	30%
Stellantis	PEUGEOT	301	59	16%	421	22%
Stellantis	PEUGEOT	308	1,898	-67%	40,036	-29%
Stellantis	PEUGEOT	5008	2,571	-15%	39,773	20%
Stellantis	PEUGEOT	508	1,476	-9%	17,698	-3%
Stellantis	PEUGEOT	BOXER	123	-69%	973	-66%
Stellantis	PEUGEOT	EXPERT	87	480%	434	302%
Stellantis	PEUGEOT	PARTNER	-	-100%	21	-78%
Stellantis	PEUGEOT	RIFTER	1,173	-62%	19,050	-25%
Stellantis	PEUGEOT	TRAVELLER	380	-51%	5,756	18%
Subaru	SUBARU	BRZ	6	-74%	134	-32%
Subaru	SUBARU	FORESTER	372	-18%	3,735	3%
Subaru	SUBARU	IMPREZA/WRX/XV	510	-2%	4,916	-1%
Subaru	SUBARU	LEGACY/OUTBACK	435	62%	4,022	114%
Subaru	SUBARU	LEVORG	12	-61%	203	-38%
Suzuki	SUZUKI	ACROSS	127	354%	728	-
Suzuki	SUZUKI	CELERIO	-	-100%	16	-99%
Suzuki	SUZUKI	IGNIS	3,203	26%	31,300	50%
Suzuki	SUZUKI	JIMNY	33	-95%	311	-96%
Suzuki	SUZUKI	SWACE	431	-	2,306	-
Suzuki	SUZUKI	SWIFT	4,521	30%	42,773	48%
Suzuki	SUZUKI	SX4 S-CROSS	1,927	-3%	17,291	47%
Suzuki	SUZUKI	VITARA	4,243	11%	40,670	62%
Tata Group	JAGUAR	E-PACE	526	-33%	8,646	-12%
Tata Group	JAGUAR	F-PACE	319	-49%	9,678	33%
Tata Group	JAGUAR	F-TYPE	117	-3%	1,964	25%
Tata Group	JAGUAR	I-PACE	510	-9%	4,690	-11%
Tata Group	JAGUAR	XE	67	-61%	1,531	-51%
Tata Group	JAGUAR	XF	48	-74%	1,389	-16%
Tata Group	LAND ROVER	DEFENDER	916	52%	11,111	197%
Tata Group	LAND ROVER	DISCOVERY	151	-51%	4,004	-8%
Tata Group	LAND ROVER	DISCOVERY SPORT	548	-27%	12,280	-1%
Tata Group	LAND ROVER	RANGE ROVER	239	-25%	5,291	13%
Tata Group	LAND ROVER	RANGE ROVER EVOQUE	990	-38%	22,397	-2%
Tata Group	LAND ROVER	RANGE ROVER SPORT	447	-46%	12,608	15%
Tata Group	LAND ROVER	RANGE ROVER VELAR	457	-40%	8,408	0%
Tesla	TESLA	MODEL 3	7,827	13%	74,828	89%
Tesla	TESLA	MODEL S	1	-99%	127	-95%
Tesla	TESLA	MODEL X	-	-100%	225	-91%
Tesla	TESLA	MODEL Y	3,498	-	3,501	-
Toyota	LEXUS	CT	50	-75%	1,274	-45%

JATO Dynamics New Car Registrations Europe-26*















Group	Make	Model	Aug-21	vs Aug-20	YTD-21	vs YTD-20
Toyota	LEXUS	ES	336	49%	3,284	43%
Toyota	LEXUS	IS	24	-78%	542	-50%
Toyota	LEXUS	LC	33	94%	323	158%
Toyota	LEXUS	LS	12	20%	77	31%
Toyota	LEXUS	NX	1,061	36%	9,362	22%
Toyota	LEXUS	RC	3	-94%	81	-81%
Toyota	LEXUS	RX	329	10%	3,708	8%
Toyota	LEXUS	UX	1,422	41%	13,064	28%
Toyota	TOYOTA	AYGO	5,896	4%	61,003	23%
Toyota	TOYOTA	CAMRY	670	16%	5,786	9%
Toyota	TOYOTA	C-HR	6,740	-25%	75,705	18%
Toyota	TOYOTA	COROLLA	9,912	-11%	96,123	17%
Toyota	TOYOTA	GT86	1	-99%	15	-97%
Toyota	TOYOTA	HIGHLANDER	483	-	3,809	-
Toyota	TOYOTA	LANDCRUISER	274	-10%	3,215	0%
Toyota	TOYOTA	MIRAI	58	152%	434	224%
Toyota	TOYOTA	PRIUS	163	-47%	1,891	-34%
Toyota	TOYOTA	PRIUS+	115	-84%	2,820	-62%
Toyota	TOYOTA	PROACE	15	36%	196	188%
Toyota	TOYOTA	PROACE CITY	2	-	15	-
Toyota	TOYOTA	PROACE CITY VERSO	735	-27%	9,529	172%
Toyota	TOYOTA	PROACE VERSO	778	-23%	6,309	-3%
Toyota	TOYOTA	RAV4	7,772	10%	72,917	39%
Toyota	TOYOTA	SUPRA	81	17%	825	48%
Toyota	TOYOTA	YARIS	12,594	18%	143,545	39%
Toyota	TOYOTA	YARIS CROSS	1,595	-	1,784	-
VW Group	AUDI	A1	2,556	-25%	45,114	22%
VW Group	AUDI	A3	5,237	-25%	78,090	44%
VW Group	AUDI	A4	2,901	-47%	42,947	-16%
VW Group	AUDI	A5	1,739	-23%	19,684	13%
VW Group	AUDI	A6	3,286	-30%	41,736	14%
VW Group	AUDI	A7	356	-32%	3,648	-5%
VW Group	AUDI	A8	229	0%	2,195	-10%
VW Group	AUDI	E-TRON	1,674	-20%	12,736	-23%
VW Group	AUDI	E-TRON GT	505	-	2,820	-
VW Group	AUDI	E-TRON SPORTBACK	647	-25%	6,824	148%
VW Group	AUDI	Q2	3,819	-20%	42,457	15%
VW Group	AUDI	Q3	3,651	12%	35,376	13%
VW Group	AUDI	Q3 SPORTBACK	3,476	37%	32,136	30%
VW Group	AUDI	Q4	1,945	-	5,312	-
VW Group	AUDI	Q4 SPORTBACK	75	-	175	-
VW Group	AUDI	Q5	3,592	28%	31,226	13%
VW Group	AUDI	Q5 SPORTBACK	2,207	-	7,516	-
VW Group	AUDI	Q7	747	-33%	10,497	-2%
VW Group	AUDI	Q8	802	-5%	9,901	23%
VW Group	AUDI	R8	50	-23%	485	20%
VW Group	AUDI	TT	413	-36%	3,903	-21%
VW Group	BENTLEY	BENTAYGA	65	8%	669	21%
VW Group	BENTLEY	CONTINENTAL	98	36%	763	-24%
VW Group	BENTLEY	FLYING SPUR	33	43%	317	52%
VW Group	BENTLEY	MULSANNE	-	-100%	18	-64%
VW Group	CUPRA	ATECA	329	-56%	5,369	-13%

Group	Make	Model	Aug-21	vs Aug-20	YTD-21	vs YTD-20
VW Group	CUPRA	BORN	23	-	28	-
VW Group	CUPRA	FORMENTOR	4,365	-	33,072	-
VW Group	CUPRA	LEON	1,358	-	7,778	-
VW Group	LAMBORGHINI	AVENTADOR	15	-21%	252	17%
VW Group	LAMBORGHINI	HURACAN	38	41%	455	15%
VW Group	LAMBORGHINI	URUS	70	19%	953	31%
VW Group	PORSCHE	718/BOXSTER/CAYMAN	246	-52%	4,093	-10%
VW Group	PORSCHE	911	614	-44%	11,070	6%
VW Group	PORSCHE	CAYENNE	335	-48%	4,552	-21%
VW Group	PORSCHE	CAYENNE COUPE	460	-31%	5,338	-12%
VW Group	PORSCHE	MACAN	381	-41%	9,145	-4%
VW Group	PORSCHE	PANAMERA	370	35%	3,448	29%
VW Group	PORSCHE	TAYCAN	843	-26%	8,807	54%
VW Group	SEAT	ALHAMBRA	456	-65%	4,486	-57%
VW Group	SEAT	ARONA	4,257	-33%	65,417	24%
VW Group	SEAT	ATECA	2,681	-31%	43,133	8%
VW Group	SEAT	IBIZA	3,827	-24%	53,439	27%
VW Group	SEAT	LEON	6,250	-33%	61,964	-7%
VW Group	SEAT	MII	1,041	121%	7,885	108%
VW Group	SEAT	TARRACO	1,486	-8%	17,933	27%
VW Group	SKODA	CITIGO	454	-58%	4,341	-43%
VW Group	SKODA	ENYAQ	3,568	-	21,292	-
VW Group	SKODA	FABIA	6,052	-19%	65,299	5%
VW Group	SKODA	KAMIQ	5,396	-7%	63,415	38%
VW Group	SKODA	KAROQ	4,026	-29%	58,612	15%
VW Group	SKODA	KODIAQ	2,862	-42%	44,141	-1%
VW Group	SKODA	OCTAVIA	8,149	-45%	106,278	-5%
VW Group	SKODA	SCALA	2,702	-36%	29,210	-13%
VW Group	SKODA	SUPERB	2,315	-44%	32,707	-6%
VW Group	VOLKSWAGEN	ARTEON	1,610	109%	15,333	65%
VW Group	VOLKSWAGEN	CADDY	2,366	-44%	22,982	-25%
VW Group	VOLKSWAGEN	CALIFORNIA	605	-6%	6,717	13%
VW Group	VOLKSWAGEN	CARAVELLE	132	-80%	2,267	-56%
VW Group	VOLKSWAGEN	CRAFTER	210	-5%	2,213	21%
VW Group	VOLKSWAGEN	GOLF	13,664	-38%	158,545	-8%
VW Group	VOLKSWAGEN	GOLF SPORTSVAN	18	-99%	474	-98%
VW Group	VOLKSWAGEN	GRAND CALIFORNIA	1	-75%	24	-20%
VW Group	VOLKSWAGEN	ID.4	4,642	-	32,252	-
VW Group	VOLKSWAGEN	ID3	7,945	-	43,953	-
VW Group	VOLKSWAGEN	MULTIVAN	850	-38%	13,374	12%
VW Group	VOLKSWAGEN	PASSAT	4,437	-48%	64,967	-6%
VW Group	VOLKSWAGEN	POLO	10,283	-16%	109,610	4%
VW Group	VOLKSWAGEN	SHARAN	373	-67%	4,157	-50%
VW Group	VOLKSWAGEN	T6	423	820%	2,684	183%
VW Group	VOLKSWAGEN	T-CROSS	7,693	5%	92,145	29%
VW Group	VOLKSWAGEN	TIGUAN	7,201	-37%	109,884	11%
VW Group	VOLKSWAGEN	TIGUAN ALLSPACE	1,005	-31%	20,235	6%
VW Group	VOLKSWAGEN	TOUAREG	634	1%	9,829	10%
VW Group	VOLKSWAGEN	TOURAN	2,120	-31%	24,120	-21%
VW Group	VOLKSWAGEN	TRANSPORTER	1,012	-29%	10,840	26%
VW Group	VOLKSWAGEN	T-ROC	11,179	-6%	133,825	33%
VW Group	VOLKSWAGEN	UP	5,711	41%	47,598	42%

JATO Dynamics New Car Registrations Europe-26*

Country	Aug-21	vs Aug-20	YTD-21	vs YTD-20
Austria	17,721	-15%	172,026	8%
Belgium	27,019	-26%	286,982	-4%
Croatia	2,815	8%	34,385	37%
Czech Rep.	16,445	-1%	147,649	12%
Denmark	15,936	-10%	127,234	1%
Estonia	1,506	10%	16,261	38%
France	88,041	-15%	1,124,639	13%
Germany	193,299	-23%	1,820,646	2%
Greece	6,093	-11%	74,780	43%
Hungary	9,649	-12%	85,046	8%
Ireland	6,012	25%	96,352	22%
Italy	65,291	-27%	1,065,685	31%
Latvia	1,230	20%	9,816	22%
Lithuania	2,163	12%	18,863	37%
Luxembourg	2,790	-24%	32,070	7%
Netherlands	20,121	-24%	208,533	-5%
Norway	16,593	51%	112,589	38%
Poland	33,205	-4%	313,807	22%
Portugal	7,977	-36%	101,814	10%
Romania	16,129	45%	79,321	8%
Slovakia	6,592	-4%	51,520	6%
Slovenia	3,322	-20%	37,082	-1%
Spain	49,601	-29%	606,510	10%
Sweden	19,821	-22%	209,933	21%
Switzerland	16,288	0%	160,147	13%
UK	68,055	-22%	1,101,729	20%
Europe-26	713,714	-18%	8,095,419	13%

OEM	Aug-21	vs Aug-20	YTD-21	vs YTD-20
BMW Group	51,573	-18%	587,705	16%
Chinese	4,896	112%	36,228	122%
Daimler	37,292	-38%	462,394	3%
Ford	33,857	-38%	396,892	-5%
Geely	13,393	-21%	206,162	24%
Honda	4,706	-25%	43,492	-8%
Hyundai-Kia	72,484	1%	646,646	25%
Mazda	11,972	11%	105,471	25%
Others	3,018	10%	25,742	18%
Renault-Nissan	85,507	-25%	917,184	-7%
Stellantis	122,113	-29%	1,679,542	15%
Subaru	1,335	3%	13,010	18%
Suzuki	14,486	14%	135,414	37%
Tata Group	5,338	-30%	104,021	8%
Tesla	11,326	57%	78,681	75%
Toyota	51,169	2%	517,717	26%
VW Group	189,249	-14%	2,139,118	15%

Segment	Aug-21	vs Aug-20
 City-car	48,309	-7%
 Subcompact Car	119,176	-27%
 Compact Car	114,161	-25%
 Midsize Car	44,982	-18%
 Executive Car	11,473	-36%
 Luxury Car	2,031	-11%
 MPV	17,118	-45%
 Sport Car	4,012	-33%
 Small SUV	121,111	-17%
 Compact SUV	137,534	-13%
 Midsize SUV	54,870	62%
 Large SUV	12,870	-12%
 Luxury SUV	1,521	-20%
 Van	23,267	-41%

	Top 50	Aug-21
1	DACIA SANDERO	14,961
2	VOLKSWAGEN GOLF	13,664
3	TOYOTA YARIS	12,594
4	DACIA DUSTER	11,327
5	VOLKSWAGEN T-ROC	11,179
6	VOLKSWAGEN POLO	10,283
7	FIAT 500	10,131
8	TOYOTA COROLLA	9,912
9	HYUNDAI TUCSON	9,739
10	FORD PUMA	9,304
11	RENAULT CLIO	9,224
12	RENAULT CAPTUR	9,199
13	BMW SERIES 3	8,839
14	SKODA OCTAVIA	8,149
15	VOLKSWAGEN ID.3	7,945
16	PEUGEOT 208	7,891
17	TESLA MODEL 3	7,827
18	TOYOTA RAV4	7,772
19	VOLKSWAGEN T-CROSS	7,693
20	HYUNDAI KONA	7,633
21	PEUGEOT 2008	7,408
22	OPEL/VAUXHALL CORSA	7,382
23	PEUGEOT 3008	7,261
24	VOLKSWAGEN TIGUAN	7,201
25	BMW X3	7,110
26	TOYOTA C-HR	6,740
27	CITROEN C3	6,720
28	SEAT/CUPRA LEON	6,250
29	KIA NIRO	6,200
30	MINI HATCH	6,140
31	SKODA FABIA	6,052
32	TOYOTA AYGO	5,896
33	FORD KUGA	5,829
34	MERCEDES A-CLASS	5,809
35	KIA SPORTAGE	5,738
36	VOLKSWAGEN UP	5,711
37	KIA CEED	5,638
38	SKODA KAMIQ	5,396
39	BMW SERIES 1	5,382
40	AUDI A3	5,237
41	OPEL/VAUXHALL MOKKA	4,886
42	HYUNDAI I30	4,809
43	BMW X1	4,663
44	HYUNDAI I20	4,643
45	VOLKSWAGEN ID.4	4,642
46	CITROEN C4	4,621
47	SUZUKI SWIFT	4,521
48	OPEL/VAUXHALL CROSSLAND	4,471
49	VOLKSWAGEN PASSAT	4,437
50	KIA STONIC	4,382



	Top 20 BEV	Aug-21
1	VOLKSWAGEN ID.3	7,904
2	TESLA MODEL 3	7,824
3	VOLKSWAGEN ID.4	4,624
4	RENAULT ZOE	4,032
5	FORD MACH-E	3,621
6	KIA NIRO	3,561
7	SKODA ENYAQ	3,541
8	TESLA MODEL Y	3,478
9	VOLKSWAGEN UP	3,219
10	FIAT 500	3,152
11	HYUNDAI KONA	2,665
12	HYUNDAI IONIQ 5	2,283
13	MG ZS	2,184
14	PEUGEOT 208	2,104
15	AUDI Q4	1,940
16	MERCEDES EQA	1,823
17	NISSAN LEAF	1,782
18	AUDI E-TRON	1,670
19	MINI HATCH	1,623
20	BMW IX3	1,571



	Top 20 PHEV	Aug-21
1	FORD KUGA	3,512
2	MERCEDES GLC	2,670
3	BMW SERIES 3	2,343
4	MERCEDES A-CLASS	2,296
5	CUPRA FORMENTOR	2,192
6	SEAT/CUPRA LEON	2,166
7	PEUGEOT 3008	1,966
8	HYUNDAI TUCSON	1,889
9	BMW X3	1,696
10	AUDI A3	1,692
11	TOYOTA RAV4	1,652
12	BMW X5	1,522
13	BMW X1	1,493
14	VOLVO XC60	1,413
15	VOLVO XC40	1,390
16	SKODA OCTAVIA	1,338
17	AUDI Q5	1,309
18	KIA CEED	1,135
19	RENAULT CAPTUR	1,129
20	JEEP COMPASS	1,124

*Austria, Belgium, Croatia, Czechia, Denmark, Estonia, France, Germany, Greece, Hungary, Ireland, Italy, Latvia, Lithuania, Luxembourg, Netherlands, Norway, Poland, Portugal, Romania, Slovakia, Slovenia, Spain, Sweden, Switzerland, United Kingdom