

JATO Dynamics New Car Registrations Europe-26*

Group	Make	Model	Sep-21	vs Sep-20	YTD-21	vs YTD-20
BMW Group	BMW	I3	2,374	-19%	16,839	14%
BMW Group	BMW	I4	10	-	54	-
BMW Group	BMW	I8	-	-100%	51	-90%
BMW Group	BMW	IX	142	-	698	-
BMW Group	BMW	SERIES 1	5,949	-51%	80,863	8%
BMW Group	BMW	SERIES 2	2,208	-61%	29,149	31%
BMW Group	BMW	SERIES 2 ACTIVE/GRAN TOURER	1,220	-57%	13,576	-40%
BMW Group	BMW	SERIES 3	11,303	24%	96,772	19%
BMW Group	BMW	SERIES 4	2,901	80%	22,349	69%
BMW Group	BMW	SERIES 5	4,355	-33%	40,557	-7%
BMW Group	BMW	SERIES 6	92	-46%	1,037	-33%
BMW Group	BMW	SERIES 7	453	-38%	4,018	-14%
BMW Group	BMW	SERIES 8 GC	180	-62%	2,048	-32%
BMW Group	BMW	SERIES 8 Sport	308	-28%	2,902	-6%
BMW Group	BMW	X1	5,906	-12%	66,389	11%
BMW Group	BMW	X2	1,987	-13%	21,854	-6%
BMW Group	BMW	X3	9,003	30%	61,518	36%
BMW Group	BMW	X4	1,754	2%	11,511	-9%
BMW Group	BMW	X5	4,855	3%	35,683	27%
BMW Group	BMW	X6	1,021	-23%	8,146	7%
BMW Group	BMW	X7	515	-25%	4,230	2%
BMW Group	BMW	Z4	454	-52%	6,797	-2%
BMW Group	MINI	CLUBMAN	1,021	-49%	10,393	-17%
BMW Group	MINI	COUNTRYMAN	2,813	-53%	34,779	13%
BMW Group	MINI	MINI	7,484	-46%	82,790	3%
BMW Group	ROLLS-ROYCE	CULLINAN	30	3%	190	-1%
BMW Group	ROLLS-ROYCE	DAWN	9	-10%	54	-30%
BMW Group	ROLLS-ROYCE	GHOST	27	-23%	147	110%
BMW Group	ROLLS-ROYCE	PHANTOM	5	-29%	34	0%
BMW Group	ROLLS-ROYCE	WRAITH	4	-67%	51	-11%
Daimler	MERCEDES	A-CLASS	6,255	-69%	89,888	-21%
Daimler	MERCEDES	AMG GT 5d	46	-74%	1,097	-37%
Daimler	MERCEDES	AMG GT Sport	41	-59%	712	-43%
Daimler	MERCEDES	B-CLASS	1,156	-75%	19,842	-40%
Daimler	MERCEDES	C-CLASS	2,255	-71%	42,256	-30%
Daimler	MERCEDES	CITAN	4	-99%	206	-92%
Daimler	MERCEDES	CLA	4,314	-36%	41,535	-15%
Daimler	MERCEDES	CLS	76	-78%	1,377	-55%
Daimler	MERCEDES	E-CLASS	2,676	-63%	39,820	-16%
Daimler	MERCEDES	EQC	1,238	-20%	12,232	68%
Daimler	MERCEDES	EQS	77	-	126	-
Daimler	MERCEDES	G-CLASS	631	-16%	6,144	11%
Daimler	MERCEDES	GLA/EQA	4,988	-45%	52,445	57%
Daimler	MERCEDES	GLB/EQB	2,664	11%	29,063	97%
Daimler	MERCEDES	GLC	3,700	-56%	36,784	-26%
Daimler	MERCEDES	GLC COUPE	1,181	-62%	16,633	-15%
Daimler	MERCEDES	GLE	3,866	-7%	29,847	15%
Daimler	MERCEDES	GLE COUPE	1,191	126%	9,318	312%
Daimler	MERCEDES	GLS	496	-6%	3,860	7%
Daimler	MERCEDES	MARCO POLO	279	-27%	3,383	1%
Daimler	MERCEDES	S-CLASS Sedan	1,024	149%	8,691	112%
Daimler	MERCEDES	S-CLASS Sport	7	-91%	159	-76%

Group	Make	Model	Sep-21	vs Sep-20	YTD-21	vs YTD-20
Daimler	MERCEDES	SL	1	-99%	58	-87%
Daimler	MERCEDES	SLC	3	-99%	232	-88%
Daimler	MERCEDES	SPRINTER	572	-25%	7,156	0%
Daimler	MERCEDES	V-CLASS	2,050	17%	17,550	-2%
Daimler	MERCEDES	VITO	953	-20%	10,511	6%
Daimler	SMART	FORFOUR	644	-27%	6,287	48%
Daimler	SMART	FORTWO	2,476	16%	19,514	94%
Dongfeng	DFSK	FENGGUANG580/580	12	0%	83	28%
Dongfeng	DFSK	IX5	12	50%	121	476%
Dongfeng	DFSK	SERES 3	9	-	85	-
Ford	FORD	C-MAX/GRAND	5	150%	20	-84%
Ford	FORD	ECOSPORT	3,504	-8%	21,103	-49%
Ford	FORD	EDGE	3	-99%	121	-95%
Ford	FORD	EXPLORER	307	-10%	3,543	133%
Ford	FORD	FIESTA	5,622	-71%	76,952	-33%
Ford	FORD	FOCUS	9,251	-46%	64,944	-49%
Ford	FORD	GALAXY	251	-75%	4,256	-28%
Ford	FORD	GRAND TOURNEO CONNECT	163	-72%	2,417	-36%
Ford	FORD	GT	9	-	44	-
Ford	FORD	KUGA	6,621	-47%	81,868	49%
Ford	FORD	MACH-E	2,936	-	15,306	382550%
Ford	FORD	MONDEO	938	-47%	10,259	-34%
Ford	FORD	MUSTANG	264	-71%	2,743	-51%
Ford	FORD	PUMA	10,288	-42%	115,767	48%
Ford	FORD	S-MAX	440	-68%	6,382	-36%
Ford	FORD	TOURNEO CONNECT	218	-29%	2,604	6%
Ford	FORD	TOURNEO COURIER	120	-75%	2,158	-43%
Ford	FORD	TOURNEO CUSTOM	1,548	4%	12,127	26%
Ford	FORD	TRANSIT	326	-50%	5,236	-16%
Ford	FORD	TRANSIT CONNECT	20	-77%	470	-38%
Ford	FORD	TRANSIT COURIER	3	-91%	46	-66%
Ford	FORD	TRANSIT CUSTOM	734	4%	6,920	19%
Ford	FORD	TRANSIT CUSTOM/TOURNEO	333	-67%	5,241	-28%
Geely	LOTUS	ELISE	28	-15%	277	37%
Geely	LOTUS	EVORA	2	0%	33	6%
Geely	LOTUS	EXIGE	14	-52%	205	37%
Geely	LYNK & CO	01	1,394	-	2,845	-
Geely	POLESTAR	01	6	-25%	54	-22%
Geely	POLESTAR	02	1,325	-46%	10,967	194%
Geely	VOLVO	S60/V60	3,178	-38%	34,450	-14%
Geely	VOLVO	S80/V70/XC70	2	-	6	500%
Geely	VOLVO	S90/V90	866	-60%	11,751	-32%
Geely	VOLVO	V40	12	-48%	24	-99%
Geely	VOLVO	XC40	6,647	-49%	90,312	29%
Geely	VOLVO	XC60	4,536	-32%	54,137	13%
Geely	VOLVO	XC90	2,225	8%	20,900	26%
GM	CADILLAC	ESCALADE	9	350%	38	153%
GM	CADILLAC	XT4	30	-	329	4600%
GM	CHEVROLET	CAMARO	24	4%	209	135%
GM	CHEVROLET	CORVETTE	9	-	85	227%
GM	CHEVROLET	SUBURBAN	2	-	18	800%
GM	CHEVROLET	TAHOE	2	-	23	-

JATO Dynamics New Car Registrations Europe-26*

Group	Make	Model	Sep-21	vs Sep-20	YTD-21	vs YTD-20
Honda	HONDA	CIVIC	1,903	-9%	10,851	-21%
Honda	HONDA	CR-V	1,943	-24%	13,229	-6%
Honda	HONDA	HONDA E	415	-38%	2,084	35%
Honda	HONDA	HR-V	209	-90%	3,488	-68%
Honda	HONDA	JAZZ	5,082	19%	23,357	25%
Hyundai-Kia	GENESIS	G70	8	-	46	-
Hyundai-Kia	GENESIS	G80	9	-	90	-
Hyundai-Kia	GENESIS	GV70	19	-	66	-
Hyundai-Kia	GENESIS	GV80	11	-	112	11100%
Hyundai-Kia	HYUNDAI	BAYON	2,495	-	7,753	-
Hyundai-Kia	HYUNDAI	ELANTRA	231	463%	1,150	7%
Hyundai-Kia	HYUNDAI	I10	5,696	-1%	45,202	24%
Hyundai-Kia	HYUNDAI	I20	6,165	-17%	47,423	-2%
Hyundai-Kia	HYUNDAI	I30	4,461	-18%	43,639	17%
Hyundai-Kia	HYUNDAI	IONIQ	2,711	-24%	17,524	-11%
Hyundai-Kia	HYUNDAI	IONIQ 5	3,633	-	9,250	-
Hyundai-Kia	HYUNDAI	KONA	10,763	-31%	82,735	-4%
Hyundai-Kia	HYUNDAI	NEXO	22	-58%	146	-54%
Hyundai-Kia	HYUNDAI	SANTA FE	1,082	89%	8,006	58%
Hyundai-Kia	HYUNDAI	STARIA	268	-	268	-
Hyundai-Kia	HYUNDAI	TUCSON	14,088	40%	112,999	68%
Hyundai-Kia	KIA	CEED	8,107	43%	51,834	31%
Hyundai-Kia	KIA	EV6	107	-	110	-
Hyundai-Kia	KIA	NIRO	10,408	-5%	66,610	21%
Hyundai-Kia	KIA	OPTIMA	2	-99%	274	-94%
Hyundai-Kia	KIA	PICANTO	7,177	16%	48,437	31%
Hyundai-Kia	KIA	PROCEED	1,336	-7%	10,127	-11%
Hyundai-Kia	KIA	RIO	3,405	2%	26,714	11%
Hyundai-Kia	KIA	SORENTO	1,524	76%	13,725	293%
Hyundai-Kia	KIA	SOUL	726	-17%	6,087	0%
Hyundai-Kia	KIA	SPORTAGE	9,029	9%	71,616	30%
Hyundai-Kia	KIA	STINGER	69	-48%	982	-14%
Hyundai-Kia	KIA	STONIC	6,438	30%	44,637	10%
Hyundai-Kia	KIA	XCEED	5,418	11%	34,316	8%
Mahindra	MAHINDRA	KUV100	80	-37%	711	-19%
Mahindra	MAHINDRA	XUV500	1	-75%	17	-50%
Mahindra	SSANGYONG	KORANDO	659	16%	4,513	23%
Mahindra	SSANGYONG	REXTON	149	204%	721	168%
Mahindra	SSANGYONG	TIVOLI/XLV	570	32%	3,333	5%
Mazda	MAZDA	CX-3	1,070	2%	10,963	415%
Mazda	MAZDA	CX-30	5,934	9%	37,770	4%
Mazda	MAZDA	CX-5	2,835	-33%	24,693	5%
Mazda	MAZDA	MAZDA2	2,194	-21%	14,571	22%
Mazda	MAZDA	MAZDA3	2,418	-21%	17,347	-12%
Mazda	MAZDA	MAZDA6	543	-44%	3,948	-23%
Mazda	MAZDA	MX-30	2,167	35%	7,734	334%
Mazda	MAZDA	MX-5	554	-19%	6,155	65%
Others	AIWAYS	U5	108	10700%	887	7292%
Others	ASTON MARTIN	DB11	42	-21%	272	-38%
Others	ASTON MARTIN	DBS	41	-11%	237	-25%
Others	ASTON MARTIN	DBX	76	0%	539	408%
Others	ASTON MARTIN	VANTAGE	55	72%	507	115%

Group	Make	Model	Sep-21	vs Sep-20	YTD-21	vs YTD-20
Others	BYD	TANG	39	-	100	-
Others	DR AUTOMOBILES	DR3	135	575%	1,044	130%
Others	DR AUTOMOBILES	DR4/EVO 4	121	23%	801	39%
Others	DR AUTOMOBILES	DR5/EVO 5	113	13%	952	167%
Others	DR AUTOMOBILES	DR6/EVO 6	9	-91%	424	-13%
Others	DR AUTOMOBILES	EVO 3	180	-	289	-
Others	DR AUTOMOBILES	F35	131	157%	905	853%
Others	FERRARI	488	4	-95%	146	-85%
Others	FERRARI	812	58	-41%	709	-11%
Others	FERRARI	F8	102	1%	1,548	198%
Others	FERRARI	GTC4	-	-100%	39	-68%
Others	FERRARI	MONZA	22	22%	148	54%
Others	FERRARI	PORTOFINO	19	-63%	168	-79%
Others	FERRARI	ROMA	79	-	828	-
Others	FERRARI	SF90	56	-	533	-
Others	HAVAL	H2	68	36%	656	130%
Others	MCLAREN	500/600 SERIES	5	-82%	92	-63%
Others	MCLAREN	700 SERIES	12	-52%	266	53%
Others	MCLAREN	GT	13	-19%	112	17%
Others	NIO	ES8	9	-	31	-
Others	XPENG	G3	13	-	295	-
Renault-Nissan	ALPINE	A110	236	228%	1,517	74%
Renault-Nissan	DACIA	DOKKER	12	-99%	3,255	-85%
Renault-Nissan	DACIA	DUSTER	12,429	-18%	109,618	9%
Renault-Nissan	DACIA	LOGGY	895	-49%	13,975	3%
Renault-Nissan	DACIA	LOGAN	1,473	-62%	11,034	-64%
Renault-Nissan	DACIA	SANDERO	17,988	-9%	148,523	23%
Renault-Nissan	DACIA	SPRING	4,166	-	8,205	-
Renault-Nissan	LADA	4X4/NIVA/TAIGA	146	139%	1,290	10%
Renault-Nissan	MITSUBISHI	ASX	346	-77%	5,354	-62%
Renault-Nissan	MITSUBISHI	ECLIPSE CROSS	987	-18%	10,093	-7%
Renault-Nissan	MITSUBISHI	OUTLANDER	996	-67%	11,722	-54%
Renault-Nissan	MITSUBISHI	PAJERO/MONTERO/SHOGUN	5	400%	9	200%
Renault-Nissan	MITSUBISHI	SHOGUN SPORT	1	-80%	1,138	463%
Renault-Nissan	MITSUBISHI	SPACE STAR/MIRAGE/ATTRAGE	3,513	13%	25,926	-12%
Renault-Nissan	NISSAN	EVALIA/NV200	83	-49%	1,048	-19%
Renault-Nissan	NISSAN	GT-R	8	-79%	183	-21%
Renault-Nissan	NISSAN	JUKE	6,944	-19%	47,390	14%
Renault-Nissan	NISSAN	LEAF	3,188	0%	22,136	8%
Renault-Nissan	NISSAN	MICRA	3,098	-25%	28,693	-3%
Renault-Nissan	NISSAN	NV300	165	-8%	705	-21%
Renault-Nissan	NISSAN	QASHQAI	9,390	-44%	78,711	-19%
Renault-Nissan	NISSAN	X-TRAIL	835	-64%	8,253	-45%
Renault-Nissan	RENAULT	ARKANA	6,971	-	22,589	-
Renault-Nissan	RENAULT	CAPTUR	13,715	-36%	124,879	0%
Renault-Nissan	RENAULT	CLIO	18,264	-23%	146,607	-20%
Renault-Nissan	RENAULT	ESPACE	188	-53%	2,197	-10%
Renault-Nissan	RENAULT	KADJAR	1,302	-79%	26,188	-46%
Renault-Nissan	RENAULT	KANGOO	1,007	75%	4,502	-13%
Renault-Nissan	RENAULT	KOLEOS	561	-27%	4,547	-17%
Renault-Nissan	RENAULT	MASTER	66	-48%	1,779	17%
Renault-Nissan	RENAULT	MEGANE	3,659	-48%	51,618	-3%

JATO Dynamics New Car Registrations Europe-26*

Group	Make	Model	Sep-21	vs Sep-20	YTD-21	vs YTD-20
Renault-Nissan	RENAULT	SCENIC/GRAND	1,411	-51%	16,161	-38%
Renault-Nissan	RENAULT	TALISMAN	429	16%	4,626	-16%
Renault-Nissan	RENAULT	TRAFIC	703	-26%	5,825	-29%
Renault-Nissan	RENAULT	TWINGO	3,477	-56%	46,827	-12%
Renault-Nissan	RENAULT	ZOE	6,610	-40%	45,188	-29%
SAIC	MAXUS	EUNIQ 5/G50	24	-	281	-
SAIC	MG	MARVEL R	1	-	26	-
SAIC	MG	MG HS	2,309	318%	11,070	364%
SAIC	MG	MG ZS	4,336	17%	20,711	44%
SAIC	MG	MG3	222	-45%	1,655	-17%
SAIC	MG	MG5	1,142	114100%	3,644	364300%
Stellantis	ABARTH	500	1,306	-28%	11,159	9%
Stellantis	ALFA ROMEO	GIULIA	613	-22%	4,578	-14%
Stellantis	ALFA ROMEO	GIULIETTA	136	-88%	2,911	-61%
Stellantis	ALFA ROMEO	STELVIO	1,426	-35%	11,887	2%
Stellantis	CITROEN	BERLINGO	1,222	-69%	22,961	-32%
Stellantis	CITROEN	C1	2,416	-39%	29,162	-2%
Stellantis	CITROEN	C3	13,521	-13%	123,762	16%
Stellantis	CITROEN	C3 AIRCROSS	4,436	-37%	52,171	-7%
Stellantis	CITROEN	C4	6,534	1767%	47,945	12225%
Stellantis	CITROEN	C4 CACTUS	8	-100%	1,231	-94%
Stellantis	CITROEN	C4 SPACETOURER/GRAND	896	-68%	12,874	-36%
Stellantis	CITROEN	C5 AIRCROSS	3,611	-48%	43,637	-10%
Stellantis	CITROEN	C-ELYSEE	8	-96%	729	-66%
Stellantis	CITROEN	JUMPER	846	37%	12,095	43%
Stellantis	CITROEN	JUMPY	116	22%	1,168	38%
Stellantis	CITROEN	SPACETOURER	563	-14%	5,946	37%
Stellantis	DODGE	CHALLENGER	25	-68%	304	-38%
Stellantis	DODGE	CHARGER	17	21%	156	174%
Stellantis	DODGE	DURANGO	45	114%	372	124%
Stellantis	DS	DS 3 CROSSBACK	1,446	-23%	12,018	-13%
Stellantis	DS	DS 4	17	-	218	21700%
Stellantis	DS	DS 7 CROSSBACK	2,169	37%	18,403	11%
Stellantis	DS	DS 9	120	-	585	-
Stellantis	FIAT	500	15,043	0%	124,144	44%
Stellantis	FIAT	500L/LIVING	1,147	-39%	15,472	-1%
Stellantis	FIAT	500X	2,363	-63%	45,546	11%
Stellantis	FIAT	DOBLO	35	-55%	300	-66%
Stellantis	FIAT	DUCATO	2,762	-24%	39,191	-3%
Stellantis	FIAT	PANDA	8,676	-50%	101,446	2%
Stellantis	FIAT	TALENTO	20	-93%	322	-79%
Stellantis	FIAT	TIPO	3,244	-39%	31,345	-17%
Stellantis	JEEP	CHEROKEE	18	-76%	273	-84%
Stellantis	JEEP	COMPASS	4,844	-11%	43,989	40%
Stellantis	JEEP	GRAND CHEROKEE	37	-85%	294	-93%
Stellantis	JEEP	RENEGADE	4,756	-38%	51,275	28%
Stellantis	JEEP	WRANGLER	852	-3%	6,433	18%
Stellantis	LANCIA	YPSILON	2,961	-37%	35,403	20%
Stellantis	MASERATI	GHIBLI	154	105%	1,103	70%
Stellantis	MASERATI	LEVANTE	234	-7%	1,790	21%
Stellantis	MASERATI	MC20	29	-	32	-
Stellantis	MASERATI	QUATTROPORTE	9	13%	89	22%

Group	Make	Model	Sep-21	vs Sep-20	YTD-21	vs YTD-20
Stellantis	OPEL/VAUXHALL	ASTRA	5,235	-26%	45,149	-8%
Stellantis	OPEL/VAUXHALL	COMBO	510	-75%	11,531	-19%
Stellantis	OPEL/VAUXHALL	CORSA	15,502	-41%	142,955	2%
Stellantis	OPEL/VAUXHALL	CROSSLAND	5,540	-48%	65,610	-5%
Stellantis	OPEL/VAUXHALL	GRANDLAND	2,715	-58%	45,393	-12%
Stellantis	OPEL/VAUXHALL	INSIGNIA	1,427	14%	15,149	17%
Stellantis	OPEL/VAUXHALL	MOKKA	9,699	161550%	46,682	108463%
Stellantis	OPEL/VAUXHALL	MOVANO	7	-85%	78	-68%
Stellantis	OPEL/VAUXHALL	VIVARO	235	44%	1,387	62%
Stellantis	OPEL/VAUXHALL	ZAFIRA/TOURER	628	-22%	8,489	31%
Stellantis	PEUGEOT	108	1,938	-57%	28,726	-13%
Stellantis	PEUGEOT	2008	14,931	-16%	141,711	36%
Stellantis	PEUGEOT	208	13,895	-31%	145,579	3%
Stellantis	PEUGEOT	3008	8,610	-32%	109,842	21%
Stellantis	PEUGEOT	301	66	61%	487	26%
Stellantis	PEUGEOT	308	2,843	-69%	42,873	-34%
Stellantis	PEUGEOT	5008	2,933	-38%	42,691	12%
Stellantis	PEUGEOT	508	2,166	-16%	19,864	-4%
Stellantis	PEUGEOT	BOXER	106	-64%	1,079	-65%
Stellantis	PEUGEOT	EXPERT	50	92%	484	261%
Stellantis	PEUGEOT	RIFTER	1,044	-70%	20,094	-30%
Stellantis	PEUGEOT	TRAVELLER	480	-45%	6,236	9%
Subaru	SUBARU	BRZ	9	-84%	143	-43%
Subaru	SUBARU	FORESTER	752	13%	4,487	4%
Subaru	SUBARU	IMPREZA/WRX/XV	892	1%	5,808	-1%
Subaru	SUBARU	LEGACY/OUTBACK	620	57%	4,642	104%
Subaru	SUBARU	LEVORG	64	-26%	267	-35%
Suzuki	SUZUKI	ACROSS	193	-4%	921	304%
Suzuki	SUZUKI	IGNIS	4,877	-20%	36,178	34%
Suzuki	SUZUKI	JIMNY	45	-92%	356	-96%
Suzuki	SUZUKI	SWACE	663	-	2,969	-
Suzuki	SUZUKI	SWIFT	6,877	-10%	49,654	36%
Suzuki	SUZUKI	SX4 S-CROSS	2,285	-14%	19,578	35%
Suzuki	SUZUKI	VITARA	4,896	-17%	45,573	47%
Tata Group	JAGUAR	E-PACE	578	-68%	9,225	-21%
Tata Group	JAGUAR	F-PACE	720	-58%	10,399	16%
Tata Group	JAGUAR	F-TYPE	140	-65%	2,104	7%
Tata Group	JAGUAR	I-PACE	1,052	7%	5,743	-8%
Tata Group	JAGUAR	XE	160	-45%	1,691	-50%
Tata Group	JAGUAR	XF	175	-55%	1,564	-23%
Tata Group	LAND ROVER	DEFENDER	1,306	-4%	12,417	143%
Tata Group	LAND ROVER	DISCOVERY	361	-68%	4,365	-20%
Tata Group	LAND ROVER	DISCOVERY SPORT	1,426	-53%	13,706	-11%
Tata Group	LAND ROVER	RANGE ROVER	863	-14%	6,154	8%
Tata Group	LAND ROVER	RANGE ROVER EVOQUE	3,432	-35%	25,829	-8%
Tata Group	LAND ROVER	RANGE ROVER SPORT	1,251	-42%	13,859	6%
Tata Group	LAND ROVER	RANGE ROVER VELAR	726	-58%	9,134	-10%
Tesla	TESLA	MODEL 3	24,591	58%	99,419	80%
Tesla	TESLA	MODEL S	1	-100%	128	-97%
Tesla	TESLA	MODEL X	1	-100%	226	-94%
Tesla	TESLA	MODEL Y	8,973	-	12,474	249380%
Toyota	LEXUS	CT	25	-97%	1,299	-59%

JATO Dynamics New Car Registrations Europe-26*















Group	Make	Model	Sep-21	vs Sep-20	YTD-21	vs YTD-20
Toyota	LEXUS	ES	509	20%	3,793	40%
Toyota	LEXUS	IS	9	-96%	551	-59%
Toyota	LEXUS	LC	39	-7%	362	117%
Toyota	LEXUS	LS	18	29%	95	30%
Toyota	LEXUS	NX	2,066	7%	11,428	19%
Toyota	LEXUS	RC	7	-95%	88	-84%
Toyota	LEXUS	RX	732	3%	4,440	7%
Toyota	LEXUS	UX	2,515	23%	15,579	27%
Toyota	TOYOTA	AYGO	8,254	-33%	69,258	12%
Toyota	TOYOTA	CAMRY	798	-25%	6,584	3%
Toyota	TOYOTA	C-HR	7,671	-37%	83,376	9%
Toyota	TOYOTA	COROLLA	12,648	-20%	108,777	11%
Toyota	TOYOTA	GT86	1	-99%	16	-97%
Toyota	TOYOTA	HIGHLANDER	885	44150%	4,692	117200%
Toyota	TOYOTA	LANDCRUISER	336	-14%	3,552	-1%
Toyota	TOYOTA	MIRAI	68	467%	502	244%
Toyota	TOYOTA	PRIUS	362	-45%	2,252	-36%
Toyota	TOYOTA	PRIUS+	73	-89%	2,893	-64%
Toyota	TOYOTA	PROACE	11	22%	207	169%
Toyota	TOYOTA	PROACE CITY	4	-	19	-
Toyota	TOYOTA	PROACE CITY VERSO	605	-41%	10,134	124%
Toyota	TOYOTA	PROACE VERSO	556	-19%	6,865	-5%
Toyota	TOYOTA	RAV4	10,070	-1%	82,991	32%
Toyota	TOYOTA	SUPRA	62	-62%	887	23%
Toyota	TOYOTA	YARIS	13,681	-21%	157,240	31%
Toyota	TOYOTA	YARIS CROSS	2,532	-	4,316	-
VW Group	AUDI	A1	2,002	-59%	47,116	13%
VW Group	AUDI	A3	5,444	-44%	83,536	30%
VW Group	AUDI	A4	2,086	-71%	45,034	-23%
VW Group	AUDI	A5	1,540	-40%	21,223	6%
VW Group	AUDI	A6	2,409	-45%	44,145	8%
VW Group	AUDI	A7	290	-44%	3,938	-10%
VW Group	AUDI	A8	213	-24%	2,407	-12%
VW Group	AUDI	E-TRON	2,624	8%	15,364	-19%
VW Group	AUDI	E-TRON GT	458	-	3,458	-
VW Group	AUDI	E-TRON SPORTBACK	988	-4%	7,637	102%
VW Group	AUDI	Q2	3,595	-49%	46,053	5%
VW Group	AUDI	Q3	3,958	-29%	39,310	7%
VW Group	AUDI	Q3 SPORTBACK	3,910	-4%	36,064	25%
VW Group	AUDI	Q4	2,311	-	7,632	-
VW Group	AUDI	Q4 SPORTBACK	538	-	707	-
VW Group	AUDI	Q5	4,150	-38%	35,386	4%
VW Group	AUDI	Q5 SPORTBACK	2,722	38786%	10,228	39238%
VW Group	AUDI	Q7	1,142	-46%	11,640	-10%
VW Group	AUDI	Q8	788	-44%	10,689	13%
VW Group	AUDI	R8	54	-31%	539	12%
VW Group	AUDI	TT	684	-32%	4,587	-23%
VW Group	BENTLEY	BENTAYGA	147	-8%	814	14%
VW Group	BENTLEY	CONTINENTAL	138	-3%	901	-21%
VW Group	BENTLEY	FLYING SPUR	53	-4%	370	40%
VW Group	CUPRA	ATECA	343	-65%	5,713	-20%
VW Group	CUPRA	BORN	96	-	124	-

Group	Make	Model	Sep-21	vs Sep-20	YTD-21	vs YTD-20
VW Group	CUPRA	FORMENTOR	5,110	2755%	38,189	17338%
VW Group	CUPRA	LEON	1,232	5500%	9,011	29937%
VW Group	LAMBORGHINI	AVENTADOR	23	28%	275	18%
VW Group	LAMBORGHINI	HURACAN	54	50%	509	18%
VW Group	LAMBORGHINI	URUS	101	33%	1,054	31%
VW Group	PORSCHE	718/BOXSTER/CAYMAN	413	-21%	4,505	-11%
VW Group	PORSCHE	911	1,123	1%	12,191	5%
VW Group	PORSCHE	CAYENNE	306	-66%	4,885	-26%
VW Group	PORSCHE	CAYENNE COUPE	370	-47%	5,680	-16%
VW Group	PORSCHE	MACAN	696	-36%	9,838	-7%
VW Group	PORSCHE	PANAMERA	345	46%	3,791	31%
VW Group	PORSCHE	TAYCAN	1,336	33%	10,144	51%
VW Group	SEAT	ALHAMBRA	359	-77%	4,850	-60%
VW Group	SEAT	ARONA	6,164	-17%	71,540	19%
VW Group	SEAT	ATECA	3,407	-36%	46,542	3%
VW Group	SEAT	IBIZA	4,941	-12%	58,380	22%
VW Group	SEAT	LEON	6,837	-48%	68,808	-13%
VW Group	SEAT	MII	538	-27%	8,423	86%
VW Group	SEAT	TARRACO	1,160	-30%	19,093	21%
VW Group	SKODA	CITIGO	208	-89%	4,550	-52%
VW Group	SKODA	ENYAQ	6,007	-	27,312	-
VW Group	SKODA	FABIA	7,255	-27%	72,558	0%
VW Group	SKODA	KAMIQ	5,572	-30%	68,990	28%
VW Group	SKODA	KAROQ	4,698	-46%	63,328	6%
VW Group	SKODA	KODIAQ	3,371	-46%	47,528	-7%
VW Group	SKODA	OCTAVIA	5,790	-68%	112,071	-13%
VW Group	SKODA	SCALA	2,856	-44%	32,066	-17%
VW Group	SKODA	SUPERB	2,189	-64%	34,896	-15%
VW Group	VOLKSWAGEN	ARTEON	1,544	70%	16,877	65%
VW Group	VOLKSWAGEN	CADDY	1,788	-55%	24,772	-29%
VW Group	VOLKSWAGEN	CALIFORNIA	694	30%	7,411	14%
VW Group	VOLKSWAGEN	CARAVELLE	108	-85%	2,375	-59%
VW Group	VOLKSWAGEN	CRAFTER	222	-9%	2,435	17%
VW Group	VOLKSWAGEN	GOLF	17,507	-39%	176,061	-12%
VW Group	VOLKSWAGEN	GOLF SPORTSVAN	19	-99%	493	-98%
VW Group	VOLKSWAGEN	GRAND CALIFORNIA	1	-75%	25	-26%
VW Group	VOLKSWAGEN	ID.3	8,321	0%	52,273	480%
VW Group	VOLKSWAGEN	ID.4	4,620	14803%	36,873	21338%
VW Group	VOLKSWAGEN	MULTIVAN	1,005	-32%	14,379	7%
VW Group	VOLKSWAGEN	PASSAT	3,701	-61%	68,669	-12%
VW Group	VOLKSWAGEN	POLO	12,399	-34%	122,012	-2%
VW Group	VOLKSWAGEN	SHARAN	298	-73%	4,455	-53%
VW Group	VOLKSWAGEN	T6	278	435%	2,949	195%
VW Group	VOLKSWAGEN	TAIGO	1	-	4	-
VW Group	VOLKSWAGEN	T-CROSS	9,396	-13%	101,543	24%
VW Group	VOLKSWAGEN	TIGUAN	6,882	-49%	116,845	4%
VW Group	VOLKSWAGEN	TIGUAN ALLSPACE	1,916	-27%	22,080	2%
VW Group	VOLKSWAGEN	TOUAREG	1,049	-22%	10,879	6%
VW Group	VOLKSWAGEN	TOURAN	1,564	-47%	25,686	-23%
VW Group	VOLKSWAGEN	TRANSPORTER	920	-31%	11,800	18%
VW Group	VOLKSWAGEN	T-ROC	9,978	-11%	143,805	28%
VW Group	VOLKSWAGEN	UP	5,646	-1%	53,244	36%

JATO Dynamics New Car Registrations Europe-26*

Country	Sep-21	vs Sep-20	YTD-21	vs YTD-20
Austria	17,865	-19%	189,892	5%
Belgium	26,550	-26%	313,532	-6%
Croatia	2,749	-11%	37,134	32%
Czech Rep.	14,161	-16%	161,810	9%
Denmark	14,307	-17%	141,541	-1%
Estonia	1,774	19%	17,872	35%
France	133,788	-20%	1,258,427	8%
Germany	196,975	-26%	2,017,638	-1%
Greece	6,595	-7%	81,375	37%
Hungary	9,528	-17%	94,570	5%
Ireland	4,426	-22%	100,732	19%
Italy	105,789	-32%	1,171,474	21%
Latvia	1,077	-3%	10,865	19%
Lithuania	1,909	-28%	19,905	21%
Luxembourg	2,965	-27%	35,035	3%
Netherlands	24,471	-17%	233,195	-6%
Norway	18,093	15%	130,682	34%
Poland	33,078	-13%	346,884	18%
Portugal	10,799	-18%	112,613	7%
Romania	8,944	-18%	88,264	4%
Slovakia	5,753	-8%	57,275	4%
Slovenia	3,960	-8%	41,044	-2%
Spain	61,783	-17%	668,293	7%
Sweden	22,637	-21%	232,570	15%
Switzerland	19,476	-9%	179,776	10%
UK	215,348	-34%	1,317,077	6%
Europe-26	964,800	-25%	9,059,475	7%

OEM	Sep-21	vs Sep-20	YTD-21	vs YTD-20
BMW Group	68,423	-24%	656,148	10%
Chinese	9,119	74%	45,347	111%
Daimler	44,954	-48%	507,359	-5%
Ford	43,913	-46%	440,810	-12%
Geely	20,294	-36%	226,464	14%
Honda	9,557	-18%	53,049	-10%
Hyundai-Kia	105,420	9%	752,014	23%
Mazda	17,718	-11%	123,193	18%
Others	1,654	-5%	18,870	15%
Renault-Nissan	125,282	-27%	1,042,488	-10%
Stellantis	179,352	-30%	1,858,041	8%
Subaru	2,337	12%	15,347	17%
Suzuki	19,838	-15%	155,249	27%
Tata Group	12,196	-43%	116,220	-1%
Tesla	33,566	81%	112,247	77%
Toyota	64,560	-18%	582,299	19%
VW Group	205,077	-30%	2,344,264	9%

Segment	Sep-21	vs Sep-20
 City-car	72,632	-21%
 Subcompact Car	169,575	-31%
 Compact Car	144,339	-37%
 Midsize Car	64,484	-18%
 Executive Car	13,546	-45%
 Luxury Car	2,450	0%
 MPV	21,080	-44%
 Sport Car	5,327	-35%
 Small SUV	164,188	-21%
 Compact SUV	186,058	-22%
 Midsize SUV	74,499	34%
 Large SUV	20,833	-19%
 Luxury SUV	2,872	-13%
 Van	21,699	-44%

	Top 50	Sep-21
1	TESLA MODEL 3	24,591
2	RENAULT CLIO	18,264
3	DACIA SANDERO	17,988
4	VOLKSWAGEN GOLF	17,507
5	FIAT/ABARTH 500	16,349
6	OPEL/VAUXHALL CORSA	15,502
7	PEUGEOT 2008	14,931
8	HYUNDAI TUCSON	14,088
9	PEUGEOT 208	13,895
10	RENAULT CAPTUR	13,715
11	TOYOTA YARIS	13,681
12	CITROEN C3	13,521
13	TOYOTA COROLLA	12,648
14	DACIA DUSTER	12,429
15	VOLKSWAGEN POLO	12,399
16	BMW SERIES 3	11,303
17	HYUNDAI KONA	10,763
18	KIA NIRO	10,408
19	FORD PUMA	10,288
20	TOYOTA RAV4	10,070
21	VOLKSWAGEN T-ROC	9,978
22	OPEL/VAUXHALL MOKKA	9,699
23	VOLKSWAGEN T-CROSS	9,396
24	NISSAN QASHQAI	9,390
25	FORD FOCUS	9,251
26	KIA SPORTAGE	9,029
27	BMW X3	9,003
28	TESLA MODEL Y	8,973
29	FIAT PANDA	8,676
30	PEUGEOT 3008	8,610
31	VOLKSWAGEN ID.3	8,321
32	TOYOTA AYGO	8,254
33	KIA CEED	8,107
34	SEAT/CUPRA LEON	8,069
35	TOYOTA C-HR	7,671
36	MINI HATCH	7,484
37	SKODA FABIA	7,255
38	KIA PICANTO	7,177
39	RENAULT ARKANA	6,971
40	NISSAN JUKE	6,944
41	VOLKSWAGEN TIGUAN	6,882
42	SUZUKI SWIFT	6,877
43	VOLVO XC40	6,647
44	FORD KUGA	6,621
45	RENAULT ZOE	6,610
46	CITROEN C4	6,534
47	KIA STONIC	6,438
48	MERCEDES A-CLASS	6,255
49	HYUNDAI I20	6,165
50	SEAT ARONA	6,164



	Top 20 BEV**	Sep-21
1	TESLA MODEL 3	24,419
2	TESLA MODEL Y	8,906
3	VOLKSWAGEN ID.3	8,263
4	RENAULT ZOE	6,577
5	SKODA ENYAQ	5,913
6	KIA NIRO	5,424
7	FIAT 500	4,738
8	VOLKSWAGEN ID.4	4,585
9	PEUGEOT 208	4,295
10	DACIA SPRING	4,166
11	HYUNDAI KONA	3,998
12	HYUNDAI IONIQ 5	3,595
13	NISSAN LEAF	3,152
14	FORD MUSTANG MACH-E	2,922
15	OPEL/VAUXHALL CORSA	2,688
16	AUDI E-TRON	2,616
17	MERCEDES EQA	2,492
18	SMART FORTWO	2,453
19	PEUGEOT 2008	2,451
20	MG ZS	2,436



	Top 20 PHEV**	Sep-21
1	FORD KUGA	3,360
2	BMW SERIES 3	3,184
3	PEUGEOT 3008	2,772
4	BMW X5	2,618
5	HYUNDAI TUCSON	2,606
6	MERCEDES GLC	2,259
7	VOLVO XC40	2,237
8	CUPRA FORMENTOR	2,208
9	TOYOTA RAV4	2,208
10	BMW X3	2,115
11	MERCEDES A-CLASS	2,054
12	VOLVO XC60	2,007
13	SEAT/CUPRA LEON	1,895
14	AUDI Q5	1,700
15	KIA NIRO	1,698
16	BMW X1	1,650
17	MERCEDESGLC	1,627
18	RENAULT CAPTUR	1,626
19	KIA CEED	1,625
20	JEEP COMPASS	1,555

*Austria, Belgium, Croatia, Czechia, Denmark, Estonia, France, Germany, Greece, Hungary, Ireland, Italy, Latvia, Lithuania, Luxembourg, Netherlands, Norway, Poland, Portugal, Romania, Slovakia, Slovenia, Spain, Sweden, Switzerland, United Kingdom

**Excludes Estonia, Greece, Hungary, Latvia, Lithuania, Luxembourg