

JATO Dynamics New Car Registrations Europe-26*

Group	Make	Model	Feb-22	vs Feb-21	YTD-22	vs YTD-21
BMW Group	BMW	I3	2,147	44%	3,808	23%
BMW Group	BMW	I4	478	new	706	new
BMW Group	BMW	IX	1,185	new	2,430	new
BMW Group	BMW	IX3	1,272	809%	2,602	807%
BMW Group	BMW	SERIES 1	3,792	-51%	9,449	-44%
BMW Group	BMW	SERIES 2	1,467	-38%	3,099	-41%
BMW Group	BMW	SERIES 2 ACTIVE TOURER	989	35%	1,405	-14%
BMW Group	BMW	SERIES 2 GRAN TOURER	421	-38%	911	-35%
BMW Group	BMW	SERIES 3	8,021	-5%	15,701	-11%
BMW Group	BMW	SERIES 4	3,442	195%	6,975	192%
BMW Group	BMW	SERIES 5	4,539	9%	8,989	8%
BMW Group	BMW	SERIES 6	97	1%	175	-16%
BMW Group	BMW	SERIES 7	275	-14%	583	-4%
BMW Group	BMW	SERIES 8 GRAN COUPE	211	-1%	358	-21%
BMW Group	BMW	SERIES 8 Sport	173	18%	263	-17%
BMW Group	BMW	X1	8,143	5%	14,977	1%
BMW Group	BMW	X2	1,639	-34%	3,710	-23%
BMW Group	BMW	X3	2,737	-29%	6,970	-33%
BMW Group	BMW	X4	565	-27%	1,665	-10%
BMW Group	BMW	X5	2,348	-17%	4,392	-32%
BMW Group	BMW	X6	522	-27%	1,009	-32%
BMW Group	BMW	X7	286	-20%	580	-22%
BMW Group	BMW	Z4	399	-21%	760	-12%
BMW Group	MINI	CLUBMAN	909	9%	2,040	23%
BMW Group	MINI	COUNTRYMAN	3,843	-9%	8,496	0%
BMW Group	MINI	MINI	8,991	53%	18,340	66%
BMW Group	ROLLS-ROYCE	CULLINAN	23	130%	54	93%
BMW Group	ROLLS-ROYCE	DAWN	1	-80%	2	-71%
BMW Group	ROLLS-ROYCE	GHOST	16	129%	41	52%
BMW Group	ROLLS-ROYCE	PHANTOM	3	-25%	7	-13%
BMW Group	ROLLS-ROYCE	WRAITH	3	-	6	-25%
Chinese	AIWAYS	U5	83	186%	150	53%
Chinese	BYD	TANG	90	new	186	new
Chinese	DFSK	FENGGUANG580/580	8	14%	16	7%
Chinese	DFSK	IX5	20	300%	30	173%
Chinese	DFSK	SERES 3	15	650%	46	-
Chinese	DR AUTOMOBILES	DR 5.0	106	-5%	111	-40%
Chinese	DR AUTOMOBILES	DR3	201	61%	450	142%
Chinese	DR AUTOMOBILES	DR4/EVO 4	491	538%	1,095	723%
Chinese	DR AUTOMOBILES	DR5/EVO 5	272	121%	448	126%
Chinese	DR AUTOMOBILES	EVO 3	242	new	494	new
Chinese	DR AUTOMOBILES	F35	277	174%	453	168%
Chinese	HAVAL	H2	5	-92%	23	-80%
Chinese	HONGQI	E-HS9	205	new	380	new
Chinese	JAC	IEV 7S	11	22%	22	57%
Chinese	MAXUS	E-DELIVER 9	-	new	3	new
Chinese	MAXUS	EUNIQ 5/G50	30	50%	51	-55%
Chinese	MAXUS	EUNIQ 6	8	new	9	new
Chinese	MG	HS	1,675	227%	3,923	342%
Chinese	MG	MARVEL R	213	new	303	new
Chinese	MG	MG3	125	400%	1,061	-
Chinese	MG	MG5	116	6%	467	4%

Group	Make	Model	Feb-22	vs Feb-21	YTD-22	vs YTD-21
Chinese	MG	ZS	1,293	58%	2,746	37%
Chinese	NIO	ES8	91	new	146	new
Chinese	SKYWELL	ET5	5	new	5	new
Chinese	XPENG	G3	44	new	89	709%
Chinese	XPENG	P7	99	new	117	new
Ford	FORD	ECOSPORT	2,648	21%	5,828	25%
Ford	FORD	EXPLORER	156	-66%	309	-57%
Ford	FORD	FIESTA	4,765	-50%	7,533	-61%
Ford	FORD	FOCUS	6,547	0%	14,236	-12%
Ford	FORD	GALAXY	308	-19%	622	-29%
Ford	FORD	GRAND TOURNEO CONNECT	350	-6%	406	-41%
Ford	FORD	KUGA	8,530	12%	16,307	1%
Ford	FORD	MACH-E	1,579	new	3,735	new
Ford	FORD	MONDEO	601	-46%	1,138	-53%
Ford	FORD	MUSTANG	268	70%	484	42%
Ford	FORD	PUMA	10,439	-9%	22,593	4%
Ford	FORD	S-MAX	440	-46%	910	-46%
Ford	FORD	TOURNEO CONNECT	222	-29%	295	-58%
Ford	FORD	TOURNEO COURIER	15	-96%	34	-95%
Ford	FORD	TOURNEO CUSTOM	820	-13%	1,619	-12%
Ford	FORD	TRANSIT	657	58%	1,179	57%
Ford	FORD	TRANSIT CONNECT	93	-18%	111	-29%
Ford	FORD	TRANSIT COURIER	3	-67%	3	-81%
Ford	FORD	TRANSIT CUSTOM	1,043	-13%	2,132	-19%
Geely	LOTUS	ELISE	14	-22%	48	33%
Geely	LOTUS	EXIGE	17	55%	39	18%
Geely	LYNK & CO	01	1,161	new	2,499	new
Geely	POLESTAR	1	4	-33%	14	27%
Geely	POLESTAR	2	2,014	72%	3,249	32%
Geely	VOLVO	C40	652	new	1,493	new
Geely	VOLVO	S60/V60	2,041	-50%	4,460	-48%
Geely	VOLVO	S90/V90	1,267	-11%	2,179	-24%
Geely	VOLVO	XC40	7,260	-24%	15,278	-23%
Geely	VOLVO	XC60	5,497	-1%	9,984	-6%
Geely	VOLVO	XC90	1,789	4%	3,953	7%
Honda	HONDA	CIVIC	304	-55%	734	-48%
Honda	HONDA	CR-V	896	6%	1,806	3%
Honda	HONDA	HONDA E	143	46%	374	59%
Honda	HONDA	HR-V	2,780	467%	4,355	363%
Honda	HONDA	JAZZ	1,488	19%	3,755	49%
Hyundai-Kia	GENESIS	G70	31	new	43	new
Hyundai-Kia	GENESIS	G80	23	360%	36	620%
Hyundai-Kia	GENESIS	GV60	28	new	28	new
Hyundai-Kia	GENESIS	GV70	18	new	44	new
Hyundai-Kia	GENESIS	GV80	15	new	38	new
Hyundai-Kia	HYUNDAI	BAYON	1,604	new	3,260	new
Hyundai-Kia	HYUNDAI	ELANTRA	259	new	487	new
Hyundai-Kia	HYUNDAI	I10	3,110	-15%	6,532	-9%
Hyundai-Kia	HYUNDAI	I20	3,945	-9%	8,555	7%
Hyundai-Kia	HYUNDAI	I30	3,537	-9%	6,945	12%
Hyundai-Kia	HYUNDAI	IONIQ	708	-37%	1,685	-47%
Hyundai-Kia	HYUNDAI	IONIQ 5	3,255	new	6,292	new

*Austria, Belgium, Croatia, Czechia, Denmark, Estonia, France, Germany, Greece, Hungary, Ireland, Italy, Latvia, Lithuania, Luxembourg, Netherlands, Norway, Poland, Portugal, Romania, Slovakia, Slovenia, Spain, Sweden, Switzerland, United Kingdom

JATO Dynamics New Car Registrations Europe-26*

Group	Make	Model	Feb-22	vs Feb-21	YTD-22	vs YTD-21
Hyundai-Kia	HYUNDAI	KONA	7,981	32%	16,085	32%
Hyundai-Kia	HYUNDAI	NEXO	12	-33%	56	93%
Hyundai-Kia	HYUNDAI	SANTA FE	789	74%	1,651	66%
Hyundai-Kia	HYUNDAI	STARIA	3	new	7	new
Hyundai-Kia	HYUNDAI	TUCSON	11,086	20%	21,771	19%
Hyundai-Kia	KIA	CEED	5,264	38%	11,094	69%
Hyundai-Kia	KIA	EV6	2,040	new	5,027	new
Hyundai-Kia	KIA	NIRO	6,178	12%	13,162	11%
Hyundai-Kia	KIA	PICANTO	4,377	2%	8,311	-8%
Hyundai-Kia	KIA	PROCEED	1,006	28%	2,125	69%
Hyundai-Kia	KIA	RIO	2,417	1%	4,910	9%
Hyundai-Kia	KIA	SORENTO	699	-11%	1,653	5%
Hyundai-Kia	KIA	SOUL	496	-18%	965	-16%
Hyundai-Kia	KIA	SPORTAGE	7,417	38%	16,571	36%
Hyundai-Kia	KIA	STINGER	66	-60%	103	-65%
Hyundai-Kia	KIA	STONIC	3,929	13%	7,914	23%
Hyundai-Kia	KIA	XCEED	3,382	20%	6,939	35%
JLR	JAGUAR	E-PACE	369	-39%	595	-35%
JLR	JAGUAR	F-PACE	322	-32%	690	-34%
JLR	JAGUAR	F-TYPE	155	25%	334	3%
JLR	JAGUAR	I-PACE	331	-10%	766	-7%
JLR	JAGUAR	XE	99	62%	177	10%
JLR	JAGUAR	XF	83	-34%	165	-44%
JLR	LAND ROVER	DEFENDER	610	-9%	1,718	11%
JLR	LAND ROVER	DISCOVERY	40	-60%	122	-28%
JLR	LAND ROVER	DISCOVERY SPORT	400	-68%	1,185	-53%
JLR	LAND ROVER	RANGE ROVER	106	-73%	334	-65%
JLR	LAND ROVER	RANGE ROVER EVOQUE	930	-59%	2,484	-38%
JLR	LAND ROVER	RANGE ROVER SPORT	752	-16%	1,933	-21%
JLR	LAND ROVER	RANGE ROVER VELAR	405	-29%	901	-16%
Mazda	MAZDA	CX-3	810	-30%	1,616	-19%
Mazda	MAZDA	CX-30	2,600	-7%	6,068	15%
Mazda	MAZDA	CX-5	2,727	51%	4,761	29%
Mazda	MAZDA	MAZDA2	1,232	12%	2,701	22%
Mazda	MAZDA	MAZDA2 HYBRID	113	new	113	new
Mazda	MAZDA	MAZDA3	1,237	21%	2,627	28%
Mazda	MAZDA	MAZDA6	300	19%	651	32%
Mazda	MAZDA	MX-30	231	-20%	834	22%
Mazda	MAZDA	MX-5	188	-51%	409	-37%
Mercedes-Benz	MERCEDES	A-CLASS	5,784	-24%	12,009	-26%
Mercedes-Benz	MERCEDES	AMG GT 5d	132	-18%	253	-13%
Mercedes-Benz	MERCEDES	AMG GT Sport	111	122%	241	90%
Mercedes-Benz	MERCEDES	B-CLASS	1,958	46%	3,652	26%
Mercedes-Benz	MERCEDES	C-CLASS	6,061	28%	11,512	9%
Mercedes-Benz	MERCEDES	CITAN	179	316%	599	668%
Mercedes-Benz	MERCEDES	CLA	3,163	-5%	5,628	-24%
Mercedes-Benz	MERCEDES	CLS	258	60%	511	64%
Mercedes-Benz	MERCEDES	E-CLASS	3,183	-38%	5,642	-41%
Mercedes-Benz	MERCEDES	EQA	1,719	new	3,906	new
Mercedes-Benz	MERCEDES	EQB	869	new	1,284	new
Mercedes-Benz	MERCEDES	EQC	1,284	92%	2,573	29%
Mercedes-Benz	MERCEDES	EQS	499	new	748	new

Group	Make	Model	Feb-22	vs Feb-21	YTD-22	vs YTD-21
Mercedes-Benz	MERCEDES	G-CLASS	536	-26%	1,061	-15%
Mercedes-Benz	MERCEDES	GLA	3,595	15%	6,944	-10%
Mercedes-Benz	MERCEDES	GLB	994	-72%	3,412	-54%
Mercedes-Benz	MERCEDES	GLC	4,922	31%	9,785	23%
Mercedes-Benz	MERCEDES	GLC COUPE	1,633	-17%	3,316	-17%
Mercedes-Benz	MERCEDES	GLE	2,073	-25%	5,108	-23%
Mercedes-Benz	MERCEDES	GLE COUPE	572	-42%	1,500	-32%
Mercedes-Benz	MERCEDES	GLS	226	32%	496	-6%
Mercedes-Benz	MERCEDES	MARCO POLO	228	-48%	560	-17%
Mercedes-Benz	MERCEDES	S-CLASS Sedan	801	-29%	1,602	-26%
Mercedes-Benz	MERCEDES	SPRINTER	600	10%	1,054	9%
Mercedes-Benz	MERCEDES	V-CLASS	2,204	61%	3,892	89%
Mercedes-Benz	MERCEDES	VITO	872	2%	1,668	13%
Mercedes-Benz	SMART	FORFOUR	487	14%	1,045	-6%
Mercedes-Benz	SMART	FORTWO	1,453	-29%	2,747	-31%
Mitsubishi	mitsubishi	ASX	8	-99%	13	-99%
Mitsubishi	mitsubishi	ECLIPSE CROSS	1,473	146%	2,783	173%
Mitsubishi	mitsubishi	OUTLANDER	1	-100%	5	-100%
Mitsubishi	mitsubishi	SPACE STAR/MIRAGE/ATTRAGE	3,057	56%	5,386	50%
Nissan Group	NISSAN	EVALIA/NV200	34	-66%	85	-60%
Nissan Group	NISSAN	JUKE	3,683	-8%	8,316	-1%
Nissan Group	NISSAN	LEAF	1,800	4%	3,763	9%
Nissan Group	NISSAN	MICRA	2,100	-24%	4,528	-14%
Nissan Group	NISSAN	NV300	25	-58%	46	-56%
Nissan Group	NISSAN	PRIMASTAR	67	new	106	new
Nissan Group	NISSAN	QASHQAI	5,465	-35%	11,384	-36%
Nissan Group	NISSAN	TOWNSTAR	246	new	389	new
Nissan Group	NISSAN	X-TRAIL	100	-87%	203	-87%
Others	ASTON MARTIN	DB11	14	27%	47	47%
Others	ASTON MARTIN	DBS	10	-17%	27	-18%
Others	ASTON MARTIN	DBX	28	-15%	92	-12%
Others	ASTON MARTIN	VANTAGE	24	0%	93	111%
Others	CADILLAC	ESCALADE	14	367%	29	625%
Others	CADILLAC	XT4	24	-23%	46	-19%
Others	CATERHAM	SUPER 7	9	0%	12	-25%
Others	CHEVROLET	CAMARO	8	167%	15	200%
Others	CHEVROLET	CORVETTE	23	667%	79	-
Others	E-GO	LIFE	36	new	56	new
Others	FERRARI	296	-	new	12	new
Others	FERRARI	812	53	10%	98	5%
Others	FERRARI	F8	97	-15%	176	-22%
Others	FERRARI	MONZA	12	0%	20	11%
Others	FERRARI	PORTOFINO	29	314%	49	206%
Others	FERRARI	ROMA	69	5%	145	45%
Others	FERRARI	SF90	42	8%	85	0%
Others	IVECO	DAILY	73	-13%	125	-18%
Others	IVECO	EUROCARGO	1	-80%	4	-64%
Others	MAHINDRA	KUV100	37	-39%	91	-22%
Others	MAN	TGE	83	124%	132	28%
Others	MCLAREN	500/600 SERIES	2	-75%	5	-67%
Others	MCLAREN	700 SERIES	16	-36%	40	-30%
Others	MCLAREN	GT	1	-83%	3	-84%

*Austria, Belgium, Croatia, Czechia, Denmark, Estonia, France, Germany, Greece, Hungary, Ireland, Italy, Latvia, Lithuania, Luxembourg, Netherlands, Norway, Poland, Portugal, Romania, Slovakia, Slovenia, Spain, Sweden, Switzerland, United Kingdom

JATO Dynamics New Car Registrations Europe-26*

Group	Make	Model	Feb-22	vs Feb-21	YTD-22	vs YTD-21
Others	MORGAN	PLUS FOUR	15	-25%	26	-21%
Others	MORGAN	PLUS SIX	9	0%	18	50%
Others	SSANGYONG	KORANDO	603	23%	1,637	93%
Others	SSANGYONG	REXTON	54	500%	166	453%
Others	SSANGYONG	TIVOLI	506	62%	1,172	112%
Others	SSANGYONG	XLV	55	-	93	288%
Renault Group	ALPINE	A110	117	33%	305	85%
Renault Group	DACIA	DUSTER	10,490	6%	21,063	10%
Renault Group	DACIA	JOGGER	1,245	new	1,276	new
Renault Group	DACIA	LODGY	1,059	21%	2,309	7%
Renault Group	DACIA	LOGAN	1,008	73%	2,133	78%
Renault Group	DACIA	SANDERO	13,105	-1%	30,654	5%
Renault Group	DACIA	SPRING	1,883	new	5,021	new
Renault Group	LADA	4X4/NIVA/TAIGA	193	105%	365	134%
Renault Group	RENAULT	ARKANA	5,408	new	11,297	new
Renault Group	RENAULT	CAPTUR	10,537	-11%	19,981	-17%
Renault Group	RENAULT	CLIO	11,656	-24%	24,531	-17%
Renault Group	RENAULT	ESPACE	114	-22%	220	-40%
Renault Group	RENAULT	GRAND SCENIC	1,082	12%	1,909	-18%
Renault Group	RENAULT	KADJAR	1,212	-66%	2,862	-64%
Renault Group	RENAULT	KANGOO	1,173	230%	1,733	109%
Renault Group	RENAULT	KOLEOS	375	62%	1,023	95%
Renault Group	RENAULT	MASTER	138	0%	213	-9%
Renault Group	RENAULT	MEGANE	3,238	-47%	6,398	-44%
Renault Group	RENAULT	SCENIC	171	-7%	280	-49%
Renault Group	RENAULT	TALISMAN	315	4%	662	-11%
Renault Group	RENAULT	TRAFIC	318	-43%	550	-50%
Renault Group	RENAULT	TWINGO	2,588	-46%	5,188	-45%
Renault Group	RENAULT	ZOE	2,925	-18%	6,263	-11%
Stellantis	ABARTH	500	867	12%	1,465	4%
Stellantis	ALFA ROMEO	GIULIA	420	31%	928	53%
Stellantis	ALFA ROMEO	GIULIETTA	2	-100%	12	-99%
Stellantis	ALFA ROMEO	STELVIO	1,039	-3%	2,139	2%
Stellantis	CHRYSLER	PACIFICA	10	150%	16	33%
Stellantis	CITROEN	BERLINGO	709	-74%	1,407	-70%
Stellantis	CITROEN	C1	710	-79%	2,647	-60%
Stellantis	CITROEN	C3	12,802	-15%	22,619	-17%
Stellantis	CITROEN	C3 AIRCROSS	4,915	-25%	9,375	-20%
Stellantis	CITROEN	C4	6,186	123%	10,975	109%
Stellantis	CITROEN	C5 AIRCROSS	2,649	-46%	5,199	-44%
Stellantis	CITROEN	C5 X	77	new	186	new
Stellantis	CITROEN	C-ELYSEE	7	-92%	7	-96%
Stellantis	CITROEN	GRAND C4 SPACETOURER	1,313	4%	2,386	-1%
Stellantis	CITROEN	JUMPER	965	48%	1,650	48%
Stellantis	CITROEN	JUMPY	61	-40%	122	-19%
Stellantis	CITROEN	SPACETOURER	416	-35%	820	-24%
Stellantis	DODGE	CHALLENGER	14	-26%	31	-14%
Stellantis	DODGE	CHARGER	12	-8%	20	0%
Stellantis	DODGE	DURANGO	13	-28%	23	-30%
Stellantis	DS	DS 3 CROSSBACK	951	-15%	1,868	-12%
Stellantis	DS	DS 4	981	new	1,871	new
Stellantis	DS	DS 7 CROSSBACK	1,359	-26%	2,649	-25%

Group	Make	Model	Feb-22	vs Feb-21	YTD-22	vs YTD-21
Stellantis	DS	DS 9	89	287%	207	306%
Stellantis	FIAT	500	9,104	-9%	17,435	-5%
Stellantis	FIAT	500L	551	-24%	1,544	-40%
Stellantis	FIAT	500X	4,259	-13%	7,740	-14%
Stellantis	FIAT	DOBLO	34	-6%	49	-43%
Stellantis	FIAT	DUCATO	2,294	-21%	3,943	-17%
Stellantis	FIAT	PANDA	11,647	-24%	22,552	-24%
Stellantis	FIAT	TALENTO	2	-90%	5	-91%
Stellantis	FIAT	TIPO	1,442	-50%	2,998	-36%
Stellantis	JEEP	CHEROKEE	-	-100%	2	-98%
Stellantis	JEEP	COMPASS	4,432	10%	8,683	13%
Stellantis	JEEP	GRAND CHEROKEE	19	-37%	34	-44%
Stellantis	JEEP	RENEGADE	4,203	-28%	7,628	-31%
Stellantis	JEEP	WRANGLER	815	108%	1,851	186%
Stellantis	LANCIA	YPSILON	3,901	1%	7,170	-9%
Stellantis	MASERATI	GHIBLI	71	-14%	145	-27%
Stellantis	MASERATI	LEVANTE	180	37%	381	11%
Stellantis	MASERATI	MC20	19	new	54	new
Stellantis	MASERATI	QUATTROPORTE	9	29%	15	25%
Stellantis	OPEL/VAUXHALL	ASTRA	2,743	-22%	5,183	-39%
Stellantis	OPEL/VAUXHALL	COMBO	713	-54%	1,279	-46%
Stellantis	OPEL/VAUXHALL	CORSA	11,688	-20%	22,712	-23%
Stellantis	OPEL/VAUXHALL	CROSSLAND	4,649	-36%	10,012	-27%
Stellantis	OPEL/VAUXHALL	GRANDLAND	2,357	-64%	4,066	-64%
Stellantis	OPEL/VAUXHALL	INSIGNIA	794	-45%	1,786	-25%
Stellantis	OPEL/VAUXHALL	MOKKA	9,159	new	18,685	new
Stellantis	OPEL/VAUXHALL	VIVARO	200	194%	430	214%
Stellantis	OPEL/VAUXHALL	ZAFIRA LIFE	582	-27%	1,038	-22%
Stellantis	PEUGEOT	108	844	-75%	2,752	-59%
Stellantis	PEUGEOT	2008	12,579	-26%	27,161	-15%
Stellantis	PEUGEOT	208	14,666	-20%	30,884	-13%
Stellantis	PEUGEOT	3008	11,395	6%	21,434	-2%
Stellantis	PEUGEOT	301	75	159%	88	-15%
Stellantis	PEUGEOT	308	4,447	-39%	8,123	-37%
Stellantis	PEUGEOT	5008	3,961	-7%	7,483	-14%
Stellantis	PEUGEOT	508	996	-49%	2,055	-43%
Stellantis	PEUGEOT	BOXER	77	1%	125	-18%
Stellantis	PEUGEOT	EXPERT	8	-38%	58	142%
Stellantis	PEUGEOT	RIFTER	1,015	-56%	1,744	-58%
Stellantis	PEUGEOT	TRAVELLER	388	-47%	696	-45%
Subaru	SUBARU	BRZ	1	-94%	2	-93%
Subaru	SUBARU	FORESTER	346	-25%	667	-14%
Subaru	SUBARU	IMPREZA/WRX	42	-13%	61	-25%
Subaru	SUBARU	LEGACY/OUTBACK	530	68%	917	62%
Subaru	SUBARU	XV	433	-11%	873	2%
Suzuki	SUZUKI	ACROSS	135	new	206	new
Suzuki	SUZUKI	IGNIS	2,310	-38%	5,400	-24%
Suzuki	SUZUKI	JIMNY	14	27%	42	75%
Suzuki	SUZUKI	S-CROSS	2,970	86%	5,481	86%
Suzuki	SUZUKI	SWACE	329	301%	546	92%
Suzuki	SUZUKI	SWIFT	2,241	-54%	4,796	-51%
Suzuki	SUZUKI	VITARA	2,468	-33%	4,787	-29%

JATO Dynamics New Car Registrations Europe-26*















Group	Make	Model	Feb-22	vs Feb-21	YTD-22	vs YTD-21
Tesla	TESLA	MODEL 3	9,061	67%	9,636	40%
Tesla	TESLA	MODEL S	1	-94%	3	-97%
Tesla	TESLA	MODEL X	3	-95%	5	-97%
Tesla	TESLA	MODEL Y	6,729	new	6,977	new
Toyota	LEXUS	ES	293	22%	767	21%
Toyota	LEXUS	LC	16	-38%	46	-19%
Toyota	LEXUS	LS	5	-62%	16	-27%
Toyota	LEXUS	LX	2	-	2	-
Toyota	LEXUS	NX	1,170	56%	2,020	22%
Toyota	LEXUS	RX	356	16%	789	11%
Toyota	LEXUS	UX	903	-21%	2,361	-1%
Toyota	TOYOTA	AYGO	1,944	-68%	5,748	-54%
Toyota	TOYOTA	CAMRY	795	37%	1,509	20%
Toyota	TOYOTA	C-HR	7,873	1%	16,681	6%
Toyota	TOYOTA	COROLLA	9,989	1%	22,097	9%
Toyota	TOYOTA	HIGHLANDER	543	-8%	1,117	67%
Toyota	TOYOTA	LAND CRUISER PRADO	420	-29%	757	-15%
Toyota	TOYOTA	MIRAI	54	54%	86	132%
Toyota	TOYOTA	PRIUS	104	-50%	254	-43%
Toyota	TOYOTA	PROACE	28	87%	47	47%
Toyota	TOYOTA	PROACE CITY VERSO	1,313	4%	2,287	2%
Toyota	TOYOTA	PROACE VERSO	975	55%	1,896	54%
Toyota	TOYOTA	RAV4	8,265	21%	17,340	20%
Toyota	TOYOTA	SUPRA	48	-19%	83	-17%
Toyota	TOYOTA	YARIS	10,626	-30%	21,125	-36%
Toyota	TOYOTA	YARIS CROSS	9,433	new	21,977	new
VW Group	AUDI	A1	2,549	-42%	6,109	-32%
VW Group	AUDI	A3	7,439	0%	14,985	2%
VW Group	AUDI	A4	5,767	31%	10,460	12%
VW Group	AUDI	A5	1,900	29%	3,724	24%
VW Group	AUDI	A6	3,522	-33%	7,300	-20%
VW Group	AUDI	A7	289	-11%	667	6%
VW Group	AUDI	A8	249	13%	565	51%
VW Group	AUDI	E-TRON	1,008	-30%	2,178	-30%
VW Group	AUDI	E-TRON GT	477	125%	994	369%
VW Group	AUDI	E-TRON SPORTBACK	551	-34%	1,230	-29%
VW Group	AUDI	Q2	3,065	-20%	5,710	-17%
VW Group	AUDI	Q3	3,181	-7%	6,309	2%
VW Group	AUDI	Q3 SPORTBACK	3,106	-4%	5,875	-2%
VW Group	AUDI	Q4	1,896	new	4,333	new
VW Group	AUDI	Q4 SPORTBACK	1,158	new	2,233	new
VW Group	AUDI	Q5	1,396	-59%	3,510	-49%
VW Group	AUDI	Q5 SPORTBACK	1,224	new	2,767	new
VW Group	AUDI	Q7	800	-36%	2,181	-7%
VW Group	AUDI	Q8	1,092	-4%	2,404	17%
VW Group	AUDI	R8	42	0%	77	4%
VW Group	AUDI	TT	283	60%	575	57%
VW Group	BENTLEY	BENTAYGA	77	103%	259	61%
VW Group	BENTLEY	CONTINENTAL	76	69%	216	62%
VW Group	BENTLEY	FLYING SPUR	42	147%	95	98%
VW Group	CUPRA	ATECA	43	-93%	121	-91%
VW Group	CUPRA	BORN	437	new	1,205	new

Group	Make	Model	Feb-22	vs Feb-21	YTD-22	vs YTD-21
VW Group	CUPRA	FORMENTOR	5,655	120%	10,290	91%
VW Group	CUPRA	LEON	233	-34%	656	-5%
VW Group	LAMBORGHINI	AVENTADOR	6	-68%	15	-72%
VW Group	LAMBORGHINI	HURACAN	61	56%	107	37%
VW Group	LAMBORGHINI	URUS	121	30%	242	19%
VW Group	PORSCHE	718	257	-42%	559	-30%
VW Group	PORSCHE	911	1,138	20%	2,548	18%
VW Group	PORSCHE	CAYENNE	510	20%	1,179	31%
VW Group	PORSCHE	CAYENNE COUPE	770	38%	1,687	31%
VW Group	PORSCHE	MACAN	755	-22%	3,020	23%
VW Group	PORSCHE	PANAMERA	265	-20%	656	1%
VW Group	PORSCHE	TAYCAN	1,124	73%	3,042	83%
VW Group	SEAT	ALHAMBRA	326	-38%	726	-40%
VW Group	SEAT	ARONA	5,719	-9%	9,291	-20%
VW Group	SEAT	ATECA	4,331	-14%	9,369	-8%
VW Group	SEAT	IBIZA	4,315	-14%	7,118	-27%
VW Group	SEAT	LEON	4,134	-37%	8,898	-37%
VW Group	SEAT	MII	17	-97%	32	-97%
VW Group	SEAT	TARRACO	1,231	-22%	2,718	-9%
VW Group	SKODA	CITIGO	12	-98%	23	-98%
VW Group	SKODA	ENYAQ	2,685	new	5,749	new
VW Group	SKODA	FABIA	5,906	-15%	11,316	-14%
VW Group	SKODA	KAMIQ	4,971	-29%	10,490	-16%
VW Group	SKODA	KAROQ	4,843	-28%	9,582	-30%
VW Group	SKODA	KODIAQ	5,729	3%	10,381	-9%
VW Group	SKODA	OCTAVIA	10,651	-25%	24,037	-13%
VW Group	SKODA	SCALA	2,701	-4%	5,410	1%
VW Group	SKODA	SUPERB	3,761	4%	7,534	-6%
VW Group	VOLKSWAGEN	ARTEON	1,487	33%	2,873	27%
VW Group	VOLKSWAGEN	CADDY	2,874	18%	5,137	18%
VW Group	VOLKSWAGEN	CALIFORNIA	635	-5%	1,324	8%
VW Group	VOLKSWAGEN	CARAVELLE	135	-40%	370	-12%
VW Group	VOLKSWAGEN	CRAFTER	175	-26%	370	-10%
VW Group	VOLKSWAGEN	GOLF	15,041	-6%	29,536	-5%
VW Group	VOLKSWAGEN	GRAND CALIFORNIA	4	100%	4	100%
VW Group	VOLKSWAGEN	ID.3	2,236	-40%	4,958	-25%
VW Group	VOLKSWAGEN	ID.4	2,707	594%	5,845	704%
VW Group	VOLKSWAGEN	ID.5	94	new	94	new
VW Group	VOLKSWAGEN	MULTIVAN	1,986	28%	4,468	37%
VW Group	VOLKSWAGEN	PASSAT	4,319	-43%	8,703	-48%
VW Group	VOLKSWAGEN	POLO	8,077	-21%	17,425	-18%
VW Group	VOLKSWAGEN	SHARAN	191	-62%	614	-31%
VW Group	VOLKSWAGEN	T6	211	29%	578	70%
VW Group	VOLKSWAGEN	TAIGO	3,144	new	5,973	new
VW Group	VOLKSWAGEN	T-CROSS	7,872	-12%	15,385	-8%
VW Group	VOLKSWAGEN	TIGUAN	8,052	-36%	16,350	-30%
VW Group	VOLKSWAGEN	TIGUAN ALLSPACE	2,784	2%	5,600	8%
VW Group	VOLKSWAGEN	TOUAREG	1,067	-15%	2,404	-19%
VW Group	VOLKSWAGEN	TOURAN	1,571	-39%	3,573	-37%
VW Group	VOLKSWAGEN	TRANSPORTER	852	-23%	1,800	-9%
VW Group	VOLKSWAGEN	T-ROC	9,343	-33%	23,044	-18%
VW Group	VOLKSWAGEN	UP	2,791	-41%	6,389	-30%

JATO Dynamics New Car Registrations Europe-26*

Country	Feb-22	vs Feb-21	YTD-22	vs YTD-21
Austria	16,103	-19%	31,724	-7%
Belgium	32,196	-12%	66,136	-11%
Croatia	2,879	-16%	5,823	-8%
Czech Rep.	14,220	-3%	30,479	3%
Denmark	10,288	3%	19,764	-3%
Estonia	1,405	-8%	3,130	-8%
France	115,354	-13%	218,240	-16%
Germany	200,518	3%	384,648	6%
Greece	8,053	18%	14,119	-1%
Hungary	9,020	-16%	17,969	-12%
Ireland	12,031	-12%	37,124	-4%
Italy	111,581	-22%	220,000	-21%
Latvia	1,075	15%	2,257	25%
Lithuania	1,889	48%	4,105	48%
Luxembourg	3,708	-1%	7,008	-6%
Netherlands	22,645	4%	52,960	-6%
Norway	8,245	-24%	16,291	-23%
Poland	33,425	-11%	62,393	-11%
Portugal	11,577	39%	21,412	17%
Romania	8,616	25%	17,951	39%
Slovakia	5,928	10%	11,597	35%
Slovenia	3,670	-22%	7,824	-12%
Spain	63,556	5%	106,851	3%
Sweden	21,142	-8%	41,051	-6%
Switzerland	16,437	1%	32,331	2%
UK	59,015	15%	174,134	23%
Grand Total	794,576	-5%	1,607,321	-4%

OEM	Feb-22	vs Feb-21	YTD-22	vs YTD-21
BMW Group	58,965	2%	120,574	-1%
Chinese	5,728	157%	12,827	167%
Daimler	46,445	-2%	92,852	-7%
Ford	39,506	-10%	79,512	-13%
Geely	21,754	-8%	43,266	-10%
Honda	5,618	67%	11,034	60%
Hyundai-Kia	73,694	25%	152,311	31%
JLR	4,605	-42%	11,411	-30%
Mazda	9,439	7%	19,781	16%
Mitsubishi	4,541	-1%	8,189	-6%
Nissan Group	13,524	-24%	28,830	-22%
Renault Group	70,354	-4%	146,250	-3%
Stellantis	162,956	-18%	318,791	-15%
Subaru	1,352	0%	2,520	7%
Suzuki	10,467	-25%	21,258	-21%
Tesla	15,794	188%	16,621	132%
Toyota	55,168	5%	119,023	9%
VW Group	191,661	-11%	395,787	-7%

Segment	Feb-22	vs Feb-21
 City-car	44,217	-31%
 Subcompact Car	137,330	-15%
 Compact Car	112,093	-14%
 Midsize Car	53,380	7%
 Executive Car	15,482	-14%
 Luxury Car	2,503	4%
 MPV	13,253	-7%
 Sport Car	3,855	-1%
 Small SUV	151,065	4%
 Compact SUV	167,405	-3%
 Midsize SUV	50,618	75%
 Large SUV	16,457	-11%
 Luxury SUV	1,624	-11%
 Van	23,899	-16%

	Top 50	Feb-22
1	VOLKSWAGEN GOLF	15,041
2	PEUGEOT 208	14,666
3	DACIA SANDERO	13,105
4	CITROEN C3	12,802
5	PEUGEOT 2008	12,579
6	OPEL/VAUXHALL CORSA	11,688
7	RENAULT CLIO	11,656
8	FIAT PANDA	11,647
9	PEUGEOT 3008	11,395
10	HYUNDAI TUCSON	11,086
11	SKODA OCTAVIA	10,651
12	TOYOTA YARIS	10,626
13	RENAULT CAPTUR	10,537
14	DACIA DUSTER	10,490
15	FORD PUMA	10,439
16	TOYOTA COROLLA	9,989
17	FIAT/ABARTH 500	9,971
18	TOYOTA YARIS CROSS	9,433
19	VOLKSWAGEN T-ROC	9,343
20	OPEL/VAUXHALL MOKKA	9,159
21	TESLA MODEL 3	9,061
22	MINI HATCH	8,991
23	FORD KUGA	8,530
24	TOYOTA RAV4	8,265
25	BMW X1	8,143
26	VOLKSWAGEN POLO	8,077
27	VOLKSWAGEN TIGUAN	8,052
28	BMW SERIES 3	8,021
29	HYUNDAI KONA	7,981
30	TOYOTA C-HR	7,873
31	VOLKSWAGEN T-CROSS	7,872
32	AUDI A3	7,439
33	KIA SPORTAGE	7,417
34	VOLVO XC40	7,260
35	TESLA MODEL Y	6,729
36	FORD FOCUS	6,547
37	CITROEN C4	6,186
38	KIA NIRO	6,178
39	MERCEDES C-CLASS	6,061
40	SKODA FABIA	5,906
41	MERCEDES A-CLASS	5,784
42	AUDI A4	5,767
43	SKODA KODIAQ	5,729
44	SEAT ARONA	5,719
45	CUPRA FORMENTOR	5,655
46	VOLVO XC60	5,497
47	NISSAN QASHQAI	5,465
48	RENAULT ARKANA	5,408
49	KIA CEED	5,264
50	SKODA KAMIQ	4,971



	Top 20 BEV	Feb-22
1	TESLA MODEL 3	9,061
2	TESLA MODEL Y	6,729
3	FIAT 500	3,796
4	KIA NIRO	3,455
5	HYUNDAI IONIQ 5	3,255
6	HYUNDAI KONA	3,032
7	RENAULT ZOE	2,925
8	VOLKSWAGEN ID.4	2,716
9	SKODA ENYAQ	2,687
10	MINI HATCH	2,246
11	VOLKSWAGEN ID.3	2,246
12	BMW I3	2,147
13	KIA EV6	2,040
14	POLESTAR 2	2,014
15	PEUGEOT 208	1,962
16	PEUGEOT 2008	1,895
17	AUDI Q4	1,894
18	DACIA SPRING	1,883
19	RENAULT TWINGO	1,802
20	NISSAN LEAF	1,800



	Top 20 PHEV	Feb-22
1	PEUGEOT 3008	3,611
2	FORD KUGA	2,898
3	BMW SERIES 3	2,891
4	VOLVO XC40	2,505
5	BMW X1	2,355
6	VOLVO XC60	2,131
7	MERCEDES A-CLASS	2,020
8	HYUNDAI TUCSON	1,962
9	CUPRA FORMENTOR	1,958
10	TOYOTA RAV4	1,931
11	MERCEDES GLC	1,840
12	JEEP COMPASS	1,780
13	BMW SERIES 5	1,728
14	MITSUBISHI ECLIPSE CROSS	1,472
15	MG HS	1,282
16	AUDI A3	1,222
17	BMW X5	1,184
18	MERCEDES GLE	1,181
19	MINI COUNTRYMAN	1,179
20	LYNK & CO 01	1,112

*Austria, Belgium, Croatia, Czechia, Denmark, Estonia, France, Germany, Greece, Hungary, Ireland, Italy, Latvia, Lithuania, Luxembourg, Netherlands, Norway, Poland, Portugal, Romania, Slovakia, Slovenia, Spain, Sweden, Switzerland, United Kingdom