

JATO Dynamics New Car Registrations Europe-28*

Group	Make	Model	Aug-23	vs Aug-22	YTD-23	vs YTD-22
BMW Group	BMW	I3	2	-100%	40	-100%
BMW Group	BMW	I4	3,788	145%	26,792	160%
BMW Group	BMW	I5	197	new	453	new
BMW Group	BMW	I7	168	367%	1,546	+
BMW Group	BMW	IX	1,592	-8%	10,341	-15%
BMW Group	BMW	IX1	4,693	new	24,139	new
BMW Group	BMW	IX3	2,735	51%	14,998	32%
BMW Group	BMW	SERIES 1	3,922	-13%	54,925	30%
BMW Group	BMW	SERIES 2	929	21%	14,167	16%
BMW Group	BMW	SERIES 2 ACTIVE TOURER	1,947	43%	24,910	149%
BMW Group	BMW	SERIES 2 GRAN TOURER	18	-98%	789	-80%
BMW Group	BMW	SERIES 2 Sport	1,006	62%	6,700	29%
BMW Group	BMW	SERIES 3	6,350	20%	55,650	-3%
BMW Group	BMW	SERIES 4	2,431	-22%	27,116	-4%
BMW Group	BMW	SERIES 5	2,507	-37%	31,243	-8%
BMW Group	BMW	SERIES 6	39	-61%	526	-23%
BMW Group	BMW	SERIES 7	411	73%	3,035	-12%
BMW Group	BMW	SERIES 8 GC	122	-39%	1,442	-13%
BMW Group	BMW	SERIES 8 Sport	98	-54%	1,506	-5%
BMW Group	BMW	X1	6,908	392%	55,933	14%
BMW Group	BMW	X2	1,388	-37%	12,966	-14%
BMW Group	BMW	X3	4,049	-14%	36,104	-15%
BMW Group	BMW	X4	1,398	15%	10,663	15%
BMW Group	BMW	X5	3,434	-18%	27,429	-9%
BMW Group	BMW	X6	775	-3%	6,278	-3%
BMW Group	BMW	X7	633	67%	4,721	48%
BMW Group	BMW	XM	360	new	1,838	new
BMW Group	BMW	Z4	382	-9%	4,809	-8%
BMW Group	MINI	CLUBMAN	498	-30%	6,950	-14%
BMW Group	MINI	COUNTRYMAN	3,088	-4%	32,550	31%
BMW Group	MINI	MINI	8,338	17%	79,275	7%
BMW Group	ROLLS-ROYCE	CULLINAN	41	21%	415	37%
BMW Group	ROLLS-ROYCE	GHOST	8	-33%	146	-9%
BMW Group	ROLLS-ROYCE	PHANTOM	7	n/a	49	7%
BMW Group	ROLLS-ROYCE	SPECTRE	1	new	8	new
Chinese	AIWAYS	U5	47	-73%	509	-29%
Chinese	AIWAYS	U6	-	new	25	new
Chinese	BEIJING	X35	2	new	24	50%
Chinese	BEIJING	X55	7	new	52	136%
Chinese	BYD	ATTO 3	2,674	new	6,791	new
Chinese	BYD	DOLPHIN	4	new	19	new
Chinese	BYD	HAN	53	new	449	new
Chinese	BYD	SEAL	17	new	17	new
Chinese	BYD	TANG	60	-67%	393	-71%
Chinese	DFSK	FENGGUANG580/580	35	400%	194	120%
Chinese	DFSK	IX5	20	11%	128	-22%
Chinese	DFSK	SERES 3	48	-28%	441	-22%
Chinese	DR AUTOMOBILES	DR 1.0	35	new	176	new
Chinese	DR AUTOMOBILES	DR 5.0	333	71%	8,000	436%
Chinese	DR AUTOMOBILES	DR 7.0	27	new	101	new
Chinese	DR AUTOMOBILES	DR3	750	new	1,825	new
Chinese	DR AUTOMOBILES	DR4/EVO 4	390	-74%	6,232	-5%
Chinese	DR AUTOMOBILES	DR5/EVO 5	124	new	897	new
Chinese	DR AUTOMOBILES	DR6/EVO 6	597	133%	3,954	307%
Chinese	DR AUTOMOBILES	EVO 3	302	739%	2,584	71%
Chinese	DR AUTOMOBILES	F35	6	-25%	205	-76%

Group	Make	Model	Aug-23	vs Aug-22	YTD-23	vs YTD-22
Chinese	ELARIS	BEO	-	-100%	128	540%
Chinese	ELARIS	PIO	266	new	427	new
Chinese	EMC	WAVE 3	52	new	507	new
Chinese	FORTHING	T5 EVO	9	new	9	new
Chinese	HONGQI	E-HS9	17	-88%	127	-89%
Chinese	ICKX	K2	9	new	12	new
Chinese	JAC	E-JS4	23	new	196	new
Chinese	LEAPMOTOR	T03	13	new	197	new
Chinese	MAXUS	E-DELIVER 9	5	400%	11	-15%
Chinese	MAXUS	EUNIQ 5/G50	15	-46%	116	-67%
Chinese	MAXUS	EUNIQ 6	54	35%	346	-27%
Chinese	MAXUS	MIFA 9	6	new	63	new
Chinese	MG	HS	1,645	41%	30,277	40%
Chinese	MG	MARVEL R	311	-26%	4,153	24%
Chinese	MG	MG 3	138	64%	3,220	13%
Chinese	MG	MG 4	6,302	new	42,965	new
Chinese	MG	MG 5	687	-34%	6,975	7%
Chinese	MG	ZS	5,803	107%	49,001	104%
Chinese	NIO	EL7	43	new	257	new
Chinese	NIO	ES8	19	-80%	182	-72%
Chinese	NIO	ET5	167	new	491	new
Chinese	NIO	ET7	295	656%	545	+
Chinese	OMODA	5	9	new	51	new
Chinese	ORA	FUNKY CAT	2,360	new	3,702	new
Chinese	SKYWELL	ET5	-	new	30	275%
Chinese	SPORTEQUIPE	SPORTEQUIPE 6	9	new	56	new
Chinese	SWM	G01	14	367%	595	+
Chinese	VOYAH	FREE	4	-56%	14	56%
Chinese	WEY	COFFEE 01	1	new	19	280%
Chinese	XPENG	G3	-	-100%	26	-91%
Chinese	XPENG	G9	3	new	13	new
Chinese	XPENG	P7	106	293%	251	12%
Chinese	ZD	ZHIDOU	1	-67%	16	-36%
Ford	FORD	BRONCO	15	650%	89	230%
Ford	FORD	ECOSPORT	186	-92%	9,628	-60%
Ford	FORD	EXPLORER	53	-50%	1,054	0%
Ford	FORD	FIESTA	4,520	67%	50,998	30%
Ford	FORD	FOCUS	5,723	-15%	72,073	44%
Ford	FORD	GALAXY	117	-71%	3,162	-9%
Ford	FORD	GRAND TOURNEO CONNECT	408	27%	3,636	5%
Ford	FORD	GT	1	-80%	25	-19%
Ford	FORD	KUGA	8,867	-5%	80,307	2%
Ford	FORD	MACH-E	2,010	19%	12,864	-20%
Ford	FORD	MONDEO	3	-97%	68	-99%
Ford	FORD	MUSTANG	302	-2%	2,465	25%
Ford	FORD	PUMA	11,136	10%	102,215	12%
Ford	FORD	S-MAX	199	-64%	4,005	-12%
Ford	FORD	TOURNEO CONNECT	694	68%	6,267	120%
Ford	FORD	TOURNEO CUSTOM	1,037	-8%	7,065	-9%
Ford	FORD	TRANSIT	874	29%	8,090	30%
Ford	FORD	TRANSIT CONNECT	4	-78%	83	-85%
Ford	FORD	TRANSIT CUSTOM	661	13%	6,580	19%
Ford	FORD	TRANSIT/TOURNEO	579	122%	3,666	11%
Geely	LOTUS	ELETRE	40	new	92	new
Geely	LOTUS	EMIRA	79	new	1,161	new
Geely	LYNK & CO	01	883	-58%	19,646	50%

*Austria, Belgium, Croatia, Cyprus, Czechia, Denmark, Estonia, Finland, France, Germany, Greece, Hungary, Ireland, Italy, Latvia, Lithuania, Luxembourg, Netherlands, Norway, Poland, Portugal, Romania, Slovakia, Slovenia, Spain, Sweden, Switzerland, United Kingdom

JATO Dynamics New Car Registrations Europe-28*

Group	Make	Model	Aug-23	vs Aug-22	YTD-23	vs YTD-22
Geely	POLESTAR	2	3,484	263%	24,893	64%
Geely	VOLVO	C40	1,258	158%	13,221	177%
Geely	VOLVO	EX30	-	new	11	-62%
Geely	VOLVO	S60/V60	1,242	40%	15,608	-2%
Geely	VOLVO	S90/V90	728	18%	7,255	-14%
Geely	VOLVO	XC40	6,790	57%	76,020	34%
Geely	VOLVO	XC60	3,803	22%	49,366	17%
Geely	VOLVO	XC90	1,403	22%	18,853	7%
Honda	HONDA	CIVIC	476	441%	5,304	203%
Honda	HONDA	CR-V	639	-30%	7,458	-22%
Honda	HONDA	E:NY1	262	new	288	new
Honda	HONDA	HONDA E	54	-51%	502	-69%
Honda	HONDA	HR-V	1,382	21%	10,588	-37%
Honda	HONDA	JAZZ	657	-54%	12,524	-17%
Honda	HONDA	ZR-V	334	new	1,035	new
Hyundai-Kia	GENESIS	G70	17	-53%	171	-40%
Hyundai-Kia	GENESIS	G80	10	-72%	160	-4%
Hyundai-Kia	GENESIS	GV60	101	33%	987	260%
Hyundai-Kia	GENESIS	GV70	107	57%	768	97%
Hyundai-Kia	GENESIS	GV80	29	4%	191	9%
Hyundai-Kia	HYUNDAI	BAYON	2,416	20%	20,124	9%
Hyundai-Kia	HYUNDAI	ELANTRA	217	20%	2,143	34%
Hyundai-Kia	HYUNDAI	I10	4,078	-10%	42,703	22%
Hyundai-Kia	HYUNDAI	I20	5,049	-4%	45,887	14%
Hyundai-Kia	HYUNDAI	I30	3,416	-27%	32,223	-17%
Hyundai-Kia	HYUNDAI	IONIQ	1	-100%	362	-96%
Hyundai-Kia	HYUNDAI	IONIQ 5	3,338	50%	21,354	-5%
Hyundai-Kia	HYUNDAI	IONIQ 6	2,008	new	8,280	new
Hyundai-Kia	HYUNDAI	KONA	8,163	39%	63,956	-3%
Hyundai-Kia	HYUNDAI	NEXO	-	-100%	121	-79%
Hyundai-Kia	HYUNDAI	SANTA FE	975	12%	8,589	32%
Hyundai-Kia	HYUNDAI	STARIA	391	64%	2,674	133%
Hyundai-Kia	HYUNDAI	TUCSON	8,866	-18%	105,465	2%
Hyundai-Kia	KIA	CEED	4,741	20%	45,171	-5%
Hyundai-Kia	KIA	EV6	4,277	89%	24,565	24%
Hyundai-Kia	KIA	NIRO	6,176	33%	46,227	-10%
Hyundai-Kia	KIA	PICANTO	5,731	53%	49,017	45%
Hyundai-Kia	KIA	PROCEED	925	-3%	9,232	4%
Hyundai-Kia	KIA	RIO	1,878	-5%	23,031	7%
Hyundai-Kia	KIA	SORENTO	1,694	98%	10,158	35%
Hyundai-Kia	KIA	SOUL	270	-12%	1,237	-67%
Hyundai-Kia	KIA	SPORTAGE	9,203	-4%	100,036	11%
Hyundai-Kia	KIA	STINGER	76	-3%	831	38%
Hyundai-Kia	KIA	STONIC	3,185	-16%	40,638	10%
Hyundai-Kia	KIA	XCEED	2,555	-26%	29,187	-20%
JLR	JAGUAR	E-PACE	378	-19%	3,475	-5%
JLR	JAGUAR	F-PACE	340	-33%	6,027	-5%
JLR	JAGUAR	F-TYPE	60	-36%	1,118	-27%
JLR	JAGUAR	I-PACE	155	-64%	2,848	-39%
JLR	JAGUAR	XE	47	213%	789	70%
JLR	JAGUAR	XF	50	213%	950	138%
JLR	LAND ROVER	DEFENDER	1,148	37%	16,099	44%
JLR	LAND ROVER	DISCOVERY	199	-35%	3,506	23%
JLR	LAND ROVER	DISCOVERY SPORT	403	-44%	7,067	-5%
JLR	LAND ROVER	RANGE ROVER	747	15%	9,548	132%
JLR	LAND ROVER	RANGE ROVER EVOQUE	860	-51%	14,102	-17%

Group	Make	Model	Aug-23	vs Aug-22	YTD-23	vs YTD-22
JLR	LAND ROVER	RANGE ROVER SPORT	1,634	556%	14,695	78%
JLR	LAND ROVER	RANGE ROVER VELAR	436	-14%	6,066	-13%
Mazda	MAZDA	CX-30	2,005	-17%	21,626	-11%
Mazda	MAZDA	CX-5	2,849	2%	27,524	55%
Mazda	MAZDA	CX-60	2,187	189%	18,023	+
Mazda	MAZDA	MAZDA2	1,073	-10%	12,991	39%
Mazda	MAZDA	MAZDA2 HYBRID	597	-18%	8,447	73%
Mazda	MAZDA	MAZDA3	1,577	54%	13,159	9%
Mazda	MAZDA	MAZDA6	409	29%	5,167	121%
Mazda	MAZDA	MX-30	718	215%	5,470	93%
Mazda	MAZDA	MX-5	394	18%	5,313	51%
Mercedes-Benz	MERCEDES	A-CLASS	4,157	-21%	52,878	-4%
Mercedes-Benz	MERCEDES	AMG GT 5d	160	-9%	1,617	17%
Mercedes-Benz	MERCEDES	AMG Sport	14	-67%	51	-94%
Mercedes-Benz	MERCEDES	ATEGO	5	new	19	375%
Mercedes-Benz	MERCEDES	B-CLASS	1,154	-14%	11,851	-23%
Mercedes-Benz	MERCEDES	C-CLASS	5,177	-3%	55,461	14%
Mercedes-Benz	MERCEDES	CITAN	101	-10%	1,420	-9%
Mercedes-Benz	MERCEDES	CLA	4,114	-16%	38,756	27%
Mercedes-Benz	MERCEDES	CLE	68	new	101	new
Mercedes-Benz	MERCEDES	CLS	122	10%	1,215	-32%
Mercedes-Benz	MERCEDES	E-CLASS	2,109	-22%	22,558	-22%
Mercedes-Benz	MERCEDES	EQA	3,706	209%	23,779	86%
Mercedes-Benz	MERCEDES	EQB	1,968	60%	13,130	52%
Mercedes-Benz	MERCEDES	EQC	476	-63%	6,769	-15%
Mercedes-Benz	MERCEDES	EQE	1,180	80%	9,439	134%
Mercedes-Benz	MERCEDES	EQE SUV	938	new	2,495	new
Mercedes-Benz	MERCEDES	EQS	206	-70%	2,754	-42%
Mercedes-Benz	MERCEDES	EQS SUV	407	new	2,538	new
Mercedes-Benz	MERCEDES	EQT	30	new	31	new
Mercedes-Benz	MERCEDES	G-CLASS	628	8%	7,251	29%
Mercedes-Benz	MERCEDES	GLA	3,140	-18%	37,485	17%
Mercedes-Benz	MERCEDES	GLB	2,020	4%	19,646	8%
Mercedes-Benz	MERCEDES	GLC	5,035	150%	43,211	12%
Mercedes-Benz	MERCEDES	GLC COUPE	1,604	16%	12,004	1%
Mercedes-Benz	MERCEDES	GLE	1,747	-10%	17,204	-15%
Mercedes-Benz	MERCEDES	GLE COUPE	1,004	-3%	6,537	-27%
Mercedes-Benz	MERCEDES	GLS	340	-3%	3,459	32%
Mercedes-Benz	MERCEDES	MARCO POLO	207	-14%	2,196	-25%
Mercedes-Benz	MERCEDES	S-CLASS	734	-17%	7,159	0%
Mercedes-Benz	MERCEDES	SL	365	148%	3,771	458%
Mercedes-Benz	MERCEDES	SPRINTER	901	9%	8,396	39%
Mercedes-Benz	MERCEDES	T-CLASS	656	19%	6,033	244%
Mercedes-Benz	MERCEDES	V-CLASS	2,742	12%	21,828	10%
Mercedes-Benz	MERCEDES	VITO	1,217	10%	11,372	17%
Mercedes-Benz	SMART	#1	2,345	new	5,358	new
Mercedes-Benz	SMART	FORFOUR	2	-98%	56	-98%
Mercedes-Benz	SMART	FORTWO	1,377	368%	12,862	22%
Mitsubishi	MITSUBISHI	ASX	975	new	5,392	new
Mitsubishi	MITSUBISHI	ECLIPSE CROSS	528	-67%	5,246	-66%
Mitsubishi	MITSUBISHI	SPACE STAR/MIRAGE/ATTRAGE	1,683	-2%	14,952	-29%
Nissan Group	NISSAN	ARIYA	1,011	112%	6,818	+
Nissan Group	NISSAN	JUKE	3,715	81%	48,632	54%
Nissan Group	NISSAN	LEAF	1,334	-41%	10,661	-34%
Nissan Group	NISSAN	MICRA	39	-98%	7,877	-65%
Nissan Group	NISSAN	NV300	3	50%	21	-64%

JATO Dynamics New Car Registrations Europe-28*

Group	Make	Model	Aug-23	vs Aug-22	YTD-23	vs YTD-22
Nissan Group	NISSAN	PRIMASTAR	215	357%	1,393	74%
Nissan Group	NISSAN	QASHQAI	7,411	27%	91,606	32%
Nissan Group	NISSAN	TOWNSTAR	361	58%	2,994	31%
Nissan Group	NISSAN	X-TRAIL	2,401	new	16,091	new
Others	ASTON MARTIN	DB11	5	-62%	158	-37%
Others	ASTON MARTIN	DBS	17	21%	186	-1%
Others	ASTON MARTIN	DBX	51	28%	645	60%
Others	ASTON MARTIN	VANTAGE	38	3%	428	-13%
Others	CADILLAC	ESCALADE	7	-22%	98	-6%
Others	CADILLAC	XT4	40	-2%	317	17%
Others	CATERHAM	SEVEN	2	100%	16	-27%
Others	CATERHAM	SUPER 7	5	25%	65	2%
Others	CHEVROLET	CORVETTE	136	189%	862	112%
Others	CHEVROLET	SUBURBAN	4	33%	15	-12%
Others	CHEVROLET	TAHOE	7	n/a	55	400%
Others	DALLARA	STRADALE	1	new	24	41%
Others	FERRARI	296	105	228%	997	531%
Others	FERRARI	812	73	16%	699	11%
Others	FERRARI	DAYTONA	5	new	45	new
Others	FERRARI	F8	17	-80%	378	-62%
Others	FERRARI	PORTOFINO	45	2%	455	6%
Others	FERRARI	PUROSANGUE	1	new	35	new
Others	FERRARI	ROMA	36	-48%	495	-37%
Others	FERRARI	SF90	63	58%	596	16%
Others	FISKER	OCEAN	192	new	438	new
Others	INEOS	GRENADIER	215	new	1,308	new
Others	IVECO	DAILY	66	-34%	707	-10%
Others	IVECO	EUROCARGO	2	-50%	25	-31%
Others	KG MOBILITY	KORANDO	942	-13%	6,803	16%
Others	KG MOBILITY	REXTON	171	30%	1,839	77%
Others	KG MOBILITY	TIVOLI	210	-66%	2,615	-31%
Others	KG MOBILITY	TORRES	252	new	273	new
Others	KG MOBILITY	XLV	64	-62%	820	4%
Others	LUCID	AIR	14	new	93	new
Others	MAHINDRA	KUV100	22	-79%	541	-9%
Others	MCLAREN	700 SERIES	4	-85%	89	-62%
Others	MCLAREN	ARTURA	7	new	180	new
Others	MCLAREN	GT	7	75%	83	137%
Others	MORGAN	PLUS FOUR	7	-77%	122	-44%
Others	MORGAN	PLUS SIX	6	-65%	62	-29%
Renault Group	ALPINE	A110	207	14%	2,394	16%
Renault Group	DACIA	DUSTER	10,623	-2%	109,804	10%
Renault Group	DACIA	JOGGER	5,716	10%	59,261	77%
Renault Group	DACIA	LODGY	-	-100%	42	-99%
Renault Group	DACIA	LOGAN	1,298	13%	10,400	20%
Renault Group	DACIA	SANDERO	14,428	-2%	154,538	20%
Renault Group	DACIA	SPRING	5,799	57%	38,038	44%
Renault Group	LADA	4X4/NIVA/TAIGA	12	-70%	153	-82%
Renault Group	RENAULT	ARKANA	3,948	24%	49,042	-1%
Renault Group	RENAULT	AUSTRAL	4,460	new	48,506	new
Renault Group	RENAULT	CAPTUR	7,810	-8%	96,304	5%
Renault Group	RENAULT	CLIO	12,865	145%	129,115	58%
Renault Group	RENAULT	SPACE	591	885%	2,692	186%
Renault Group	RENAULT	GRAND SCENIC	150	9%	5,699	-14%
Renault Group	RENAULT	KADJAR	1	-100%	214	-99%
Renault Group	RENAULT	KANGOO	1,101	54%	11,383	35%

Group	Make	Model	Aug-23	vs Aug-22	YTD-23	vs YTD-22
Renault Group	RENAULT	KOLEOS	171	21%	2,493	-20%
Renault Group	RENAULT	MASTER	114	-19%	1,268	-11%
Renault Group	RENAULT	MEGANE	5,351	20%	54,577	54%
Renault Group	RENAULT	SCENIC	4	-91%	94	-96%
Renault Group	RENAULT	TALISMAN	-	-100%	31	-99%
Renault Group	RENAULT	TRAFIC	1,070	92%	11,249	52%
Renault Group	RENAULT	TWINGO	2,235	-1%	19,950	-25%
Renault Group	RENAULT	ZOE	948	-34%	10,045	-60%
Stellantis	ABARTH	500	620	149%	4,678	-26%
Stellantis	ALFA ROMEO	GIULIA	356	1%	3,401	-13%
Stellantis	ALFA ROMEO	STELVIO	577	-43%	7,912	-30%
Stellantis	ALFA ROMEO	TONALE	1,598	67%	22,461	562%
Stellantis	CHRYSLER	PACIFICA	9	0%	73	1%
Stellantis	CITROEN	BERLINGO	740	-57%	10,484	31%
Stellantis	CITROEN	C3	12,111	1%	91,939	-5%
Stellantis	CITROEN	C3 AIRCROSS	4,137	6%	41,378	-7%
Stellantis	CITROEN	C4	3,890	-19%	40,391	-11%
Stellantis	CITROEN	C4 X	847	new	6,743	new
Stellantis	CITROEN	C5 AIRCROSS	2,946	20%	37,067	35%
Stellantis	CITROEN	C5 X	806	-11%	9,592	88%
Stellantis	CITROEN	GRAND C4 SPACETOURER	2	-100%	101	-99%
Stellantis	CITROEN	JUMPER	688	-52%	7,435	-41%
Stellantis	CITROEN	JUMPY	112	47%	553	7%
Stellantis	CITROEN	SPACETOURER	280	14%	2,144	-37%
Stellantis	DODGE	CHALLENGER	56	-2%	456	91%
Stellantis	DODGE	CHARGER	12	-33%	81	-15%
Stellantis	DODGE	DURANGO	35	84%	239	77%
Stellantis	DS	DS 3	680	-40%	6,821	-22%
Stellantis	DS	DS 4	1,250	35%	13,702	37%
Stellantis	DS	DS 7	1,443	99%	14,100	17%
Stellantis	DS	DS 9	47	-45%	532	-44%
Stellantis	FIAT	500	13,849	2%	112,469	4%
Stellantis	FIAT	500X	1,820	111%	27,306	6%
Stellantis	FIAT	600	6	new	44	new
Stellantis	FIAT	DOBLO	49	53%	851	370%
Stellantis	FIAT	DUCATO	1,778	10%	17,729	-13%
Stellantis	FIAT	PANDA	6,593	0%	79,396	-6%
Stellantis	FIAT	PUNTO	1	0%	31	29%
Stellantis	FIAT	TIPO	1,183	-38%	13,920	-8%
Stellantis	FIAT	ULYSSE	55	62%	249	11%
Stellantis	JEEP	AVENGER	3,669	new	18,489	new
Stellantis	JEEP	COMPASS	2,142	17%	29,208	-11%
Stellantis	JEEP	GRAND CHEROKEE	150	582%	975	568%
Stellantis	JEEP	RENEGADE	1,915	-4%	30,894	0%
Stellantis	JEEP	WRANGLER	215	-39%	2,571	-52%
Stellantis	LANCIA	YPSILON	2,491	-12%	29,899	9%
Stellantis	MASERATI	GHIBLI	22	-44%	266	-59%
Stellantis	MASERATI	GRANTURISMO	16	n/a	181	n/a
Stellantis	MASERATI	GRECALE	255	-1%	4,214	541%
Stellantis	MASERATI	LEVANTE	24	-66%	580	-65%
Stellantis	MASERATI	MC20	26	44%	255	41%
Stellantis	MASERATI	QUATTROPORTE	2	-82%	39	-56%
Stellantis	OPEL/VAUXHALL	ASTRA	4,533	151%	36,441	64%
Stellantis	OPEL/VAUXHALL	COMBO	471	-60%	4,679	-14%
Stellantis	OPEL/VAUXHALL	CORSA	13,342	11%	130,757	14%
Stellantis	OPEL/VAUXHALL	CROSSLAND	2,715	-53%	29,662	-40%

JATO Dynamics New Car Registrations Europe-28*

Group	Make	Model	Aug-23	vs Aug-22	YTD-23	vs YTD-22
Stellantis	OPEL/VAUXHALL	GRANDLAND	3,078	19%	28,158	19%
Stellantis	OPEL/VAUXHALL	INSIGNIA	28	-96%	2,324	-69%
Stellantis	OPEL/VAUXHALL	MOKKA	8,700	41%	71,579	12%
Stellantis	OPEL/VAUXHALL	VIVARO	166	77%	1,855	20%
Stellantis	OPEL/VAUXHALL	ZAFIRA	620	-12%	2,940	-47%
Stellantis	PEUGEOT	2008	10,539	9%	106,451	12%
Stellantis	PEUGEOT	208	15,840	4%	135,187	-5%
Stellantis	PEUGEOT	3008	4,691	5%	69,509	-8%
Stellantis	PEUGEOT	308	5,371	-16%	65,218	11%
Stellantis	PEUGEOT	408	1,376	new	14,534	new
Stellantis	PEUGEOT	5008	2,295	42%	33,661	31%
Stellantis	PEUGEOT	508	622	-38%	6,910	-21%
Stellantis	PEUGEOT	BOXER	221	-24%	2,471	123%
Stellantis	PEUGEOT	EXPERT	21	133%	240	79%
Stellantis	PEUGEOT	RIFTER	757	-51%	7,697	-11%
Stellantis	PEUGEOT	TRAVELLER	126	-52%	1,559	-42%
Subaru	SUBARU	BRZ	110	new	447	new
Subaru	SUBARU	FORESTER	225	-27%	3,182	25%
Subaru	SUBARU	IMPREZA/WRX	25	-47%	180	-48%
Subaru	SUBARU	LEGACY/OUTBACK	567	49%	4,216	9%
Subaru	SUBARU	SOLTERRA	157	new	919	new
Subaru	SUBARU	XV	656	95%	5,464	63%
Suzuki	SUZUKI	ACROSS	94	-28%	974	-31%
Suzuki	SUZUKI	IGNIS	2,728	144%	21,201	43%
Suzuki	SUZUKI	JIMNY	43	-27%	349	34%
Suzuki	SUZUKI	S-CROSS	3,674	88%	31,117	53%
Suzuki	SUZUKI	SWACE	290	-7%	2,582	-12%
Suzuki	SUZUKI	SWIFT	3,031	47%	27,713	37%
Suzuki	SUZUKI	VITARA	4,103	36%	36,379	48%
Tesla	TESLA	MODEL 3	11,943	307%	60,204	38%
Tesla	TESLA	MODEL S	149	+	3,785	+
Tesla	TESLA	MODEL X	168	+	2,957	+
Tesla	TESLA	MODEL Y	21,549	208%	169,420	216%
Toyota	LEXUS	ES	453	278%	4,176	94%
Toyota	LEXUS	LC	28	211%	249	33%
Toyota	LEXUS	LS	13	30%	76	-22%
Toyota	LEXUS	NX	1,415	75%	14,136	79%
Toyota	LEXUS	RC	11	new	46	318%
Toyota	LEXUS	RX	777	96%	6,366	70%
Toyota	LEXUS	RZ	207	new	994	new
Toyota	LEXUS	UX	1,286	59%	10,906	28%
Toyota	TOYOTA	AYGO	6,570	13%	54,492	32%
Toyota	TOYOTA	BZ4X	1,947	new	11,269	new
Toyota	TOYOTA	CAMRY	646	64%	4,745	18%
Toyota	TOYOTA	C-HR	5,770	12%	70,835	-5%
Toyota	TOYOTA	COROLLA	10,804	29%	84,167	-6%
Toyota	TOYOTA	COROLLA CROSS	3,093	new	20,459	new
Toyota	TOYOTA	GR86	467	new	1,481	new
Toyota	TOYOTA	HIGHLANDER	115	-78%	888	-81%
Toyota	TOYOTA	LAND CRUISER PRADO	341	-57%	4,682	0%
Toyota	TOYOTA	MIRAI	56	22%	506	19%
Toyota	TOYOTA	PRIUS	316	240%	1,046	-5%
Toyota	TOYOTA	PROACE CITY	3	new	26	new
Toyota	TOYOTA	PROACE CITY VERSO	780	2%	7,780	6%
Toyota	TOYOTA	PROACE VERSO	1,146	9%	7,978	-15%
Toyota	TOYOTA	RAV4	5,712	-7%	42,573	-29%















Group	Make	Model	Aug-23	vs Aug-22	YTD-23	vs YTD-22
Toyota	TOYOTA	SUPRA	64	12%	664	38%
Toyota	TOYOTA	YARIS	10,707	-23%	109,125	1%
Toyota	TOYOTA	YARIS CROSS	10,589	10%	118,893	37%
VW Group	AUDI	A1	3,987	13%	47,987	46%
VW Group	AUDI	A3	7,727	17%	78,777	16%
VW Group	AUDI	A4	4,685	21%	45,458	25%
VW Group	AUDI	A5	1,795	28%	17,805	16%
VW Group	AUDI	A6	3,648	6%	36,623	36%
VW Group	AUDI	A7	254	54%	2,778	13%
VW Group	AUDI	A8	224	-17%	2,383	15%
VW Group	AUDI	E-TRON GT	352	84%	3,765	-11%
VW Group	AUDI	Q2	3,699	47%	39,579	21%
VW Group	AUDI	Q3	3,498	-10%	31,407	-4%
VW Group	AUDI	Q3 SPORTBACK	4,470	14%	39,550	26%
VW Group	AUDI	Q4	3,663	122%	29,111	98%
VW Group	AUDI	Q4 SPORTBACK	1,767	51%	12,987	45%
VW Group	AUDI	Q5	3,779	50%	29,542	42%
VW Group	AUDI	Q5 SPORTBACK	2,102	-9%	20,689	14%
VW Group	AUDI	Q7	1,229	128%	11,487	62%
VW Group	AUDI	Q8	1,260	75%	12,939	64%
VW Group	AUDI	Q8 E-TRON	1,608	11%	11,720	-9%
VW Group	AUDI	Q8 E-TRON SPORTBACK	788	9%	6,416	-8%
VW Group	AUDI	R8	49	75%	361	9%
VW Group	AUDI	TT	532	26%	4,181	14%
VW Group	BENTLEY	BENTAYGA	78	3%	919	-8%
VW Group	BENTLEY	CONTINENTAL	53	-35%	881	-19%
VW Group	BENTLEY	FLYING SPUR	40	33%	425	-14%
VW Group	BUGATTI	CHIRON	2	0%	13	-43%
VW Group	CUPRA	ATECA	813	16%	6,019	54%
VW Group	CUPRA	BORN	5,203	81%	26,606	87%
VW Group	CUPRA	FORMENTOR	7,159	55%	68,450	19%
VW Group	CUPRA	LEON	3,686	162%	27,594	170%
VW Group	LAMBORGHINI	HURACAN	77	35%	756	15%
VW Group	LAMBORGHINI	URUS	102	9%	1,345	29%
VW Group	MAN	TGE	124	-43%	1,753	41%
VW Group	MAN	TGM	1	0%	17	13%
VW Group	PORSCHE	718	509	49%	4,931	42%
VW Group	PORSCHE	911	1,586	46%	16,999	32%
VW Group	PORSCHE	CAYENNE	441	-10%	5,628	25%
VW Group	PORSCHE	CAYENNE COUPE	359	-24%	6,746	13%
VW Group	PORSCHE	MACAN	1,384	47%	16,094	27%
VW Group	PORSCHE	PANAMERA	352	14%	3,502	7%
VW Group	PORSCHE	TAYCAN	1,245	86%	12,753	14%
VW Group	SEAT	ALHAMBRA	4	-99%	489	-88%
VW Group	SEAT	ARONA	4,439	65%	57,357	26%
VW Group	SEAT	ATECA	3,747	37%	40,881	36%
VW Group	SEAT	IBIZA	3,268	88%	44,590	43%
VW Group	SEAT	LEON	3,163	32%	16,144	-43%
VW Group	SEAT	TARRACO	1,511	44%	11,984	32%
VW Group	SKODA	ENYAQ	6,599	45%	38,239	23%
VW Group	SKODA	ENYAQ COUPE	1,499	new	7,043	new
VW Group	SKODA	FABIA	5,951	-13%	54,568	-4%
VW Group	SKODA	KAMIQ	6,012	7%	58,666	27%
VW Group	SKODA	KAROQ	5,550	38%	59,425	36%
VW Group	SKODA	KODIAQ	5,577	51%	55,661	21%
VW Group	SKODA	OCTAVIA	11,786	5%	108,558	58%

*Austria, Belgium, Croatia, Cyprus, Czechia, Denmark, Estonia, Finland, France, Germany, Greece, Hungary, Ireland, Italy, Latvia, Lithuania, Luxembourg, Netherlands, Norway, Poland, Portugal, Romania, Slovakia, Slovenia, Spain, Sweden, Switzerland, United Kingdom

JATO Dynamics New Car Registrations Europe-28*

Country	Aug-23	vs Aug-22	YTD-23	vs YTD-22
Austria	18,790	5%	163,046	14%
Belgium	36,798	27%	335,936	34%
Croatia	3,427	7%	42,001	35%
Cyprus	633	10%	8,027	27%
Czech Rep.	18,714	13%	150,334	17%
Denmark	13,663	6%	110,055	13%
Estonia	1,768	7%	14,132	2%
Finland	7,817	10%	61,061	9%
France	113,573	24%	1,131,576	17%
Germany	273,392	37%	1,913,472	16%
Greece	10,240	18%	94,220	27%
Hungary	9,178	-10%	73,223	-7%
Ireland	8,131	0%	112,724	18%
Italy	80,066	12%	1,045,280	20%
Latvia	1,561	9%	12,773	19%
Lithuania	2,182	0%	18,502	5%
Luxembourg	3,467	17%	34,213	20%
Netherlands	27,703	18%	254,663	29%
Norway	11,201	-10%	86,189	-3%
Poland	36,171	7%	311,189	11%
Portugal	13,055	15%	139,376	37%
Romania	12,891	3%	100,165	20%
Slovakia	7,136	6%	58,301	13%
Slovenia	3,147	-3%	33,221	5%
Spain	56,881	6%	652,664	19%
Sweden	23,884	16%	182,096	0%
Switzerland	18,835	15%	161,214	14%
UK	85,653	24%	1,179,288	20%

OEM	Aug-23	vs Aug-22	YTD-23	vs YTD-22
BMW Group	64,315	18%	580,963	12%
Chinese	23,931	183%	178,069	127%
Ford	37,446	-1%	374,700	8%
Geely	19,724	44%	226,324	30%
Honda	3,805	3%	37,716	-16%
Hyundai-Kia	79,901	8%	735,590	4%
JLR	6,457	-1%	86,297	15%
Mazda	11,811	20%	117,727	44%
Mercedes-Benz	52,235	17%	473,282	12%
Mitsubishi	3,204	-3%	25,626	-29%
Nissan Group	16,495	31%	186,144	29%
Renault Group	78,906	22%	817,388	22%
Stellantis	145,084	5%	1,444,513	4%
Subaru	1,740	62%	14,408	41%
Suzuki	13,963	62%	120,317	42%
Tesla	33,809	240%	236,366	143%
Toyota	63,324	15%	578,648	12%
VW Group	239,753	21%	2,211,277	24%

Segment	Aug-23	vs Aug-22
 City-car	53,459	19%
 Subcompact Car	141,348	6%
 Compact Car	129,956	18%
 Midsize Car	57,053	48%
 Executive Car	13,648	5%
 Luxury Car	2,447	-14%
 MPV	11,462	-5%
 Sport Car	7,138	40%
 Small SUV	155,217	14%
 Compact SUV	219,079	31%
 Midsize SUV	59,067	58%
 Large SUV	20,545	15%
 Luxury SUV	3,407	53%
 Van	24,503	-5%

	Top 50	Aug-23
1	TESLA MODEL Y	21,549
2	PEUGEOT 208	15,840
3	VOLKSWAGEN T-ROC	15,198
4	FIAT/ABARTH 500	14,469
5	DACIA SANDERO	14,428
6	VOLKSWAGEN GOLF	13,760
7	OPEL/VAUXHALL CORSA	13,342
8	RENAULT CLIO	12,865
9	CITROEN C3	12,111
10	TESLA MODEL 3	11,943
11	SKODA OCTAVIA	11,786
12	FORD PUMA	11,136
13	TOYOTA COROLLA	10,804
14	TOYOTA YARIS	10,707
15	DACIA DUSTER	10,623
16	TOYOTA YARIS CROSS	10,589
17	PEUGEOT 2008	10,539
18	KIA SPORTAGE	9,203
19	VOLKSWAGEN ID.4	9,135
20	FORD KUGA	8,867
21	HYUNDAI TUCSON	8,866
22	VOLKSWAGEN TIGUAN	8,802
23	OPEL/VAUXHALL MOKKA	8,700
24	VOLKSWAGEN POLO	8,345
25	MINI HATCH	8,338
26	HYUNDAI KONA	8,163
27	RENAULT CAPTUR	7,810
28	AUDI A3	7,727
29	NISSAN QASHQAI	7,411
30	CUPRA FORMENTOR	7,159
31	BMW X1	6,908
32	SEAT/CUPRA LEON	6,849
33	VOLKSWAGEN ID.3	6,835
34	VOLVO XC40	6,790
35	SKODA ENYAQ	6,599
36	FIAT PANDA	6,593
37	TOYOTA AYGO	6,570
38	VOLKSWAGEN T-CROSS	6,433
39	BMW SERIES 3	6,350
40	MG 4	6,302
41	KIA NIRO	6,176
42	SKODA KAMIQ	6,012
43	SKODA FABIA	5,951
44	MG ZS	5,803
45	DACIA SPRING	5,799
46	TOYOTA C-HR	5,770
47	KIA PICANTO	5,731
48	FORD FOCUS	5,723
49	DACIA JOGGER	5,716
50	TOYOTA RAV4	5,712



	Top 20 BEV	Aug-23
1	TESLA MODEL Y	21,549
2	TESLA MODEL 3	11,943
3	VOLKSWAGEN ID.4	9,135
4	VOLKSWAGEN ID.3	6,835
5	SKODA ENYAQ	6,599
6	MG 4	6,302
7	DACIA SPRING	5,799
8	FIAT 500	5,735
9	CUPRA BORN	5,203
10	BMW IX1	4,693
11	HYUNDAI KONA	4,351
12	KIA NIRO	4,300
13	KIA EV6	4,277
14	OPEL/VAUXHALL CORSA	3,944
15	BMW I4	3,788
16	PEUGEOT 208	3,766
17	MERCEDES EQA	3,706
18	AUDI Q4	3,663
19	RENAULT MEGANE	3,637
20	OPEL/VAUXHALL MOKKA	3,533



	Top 20 PHEV	Aug-23
1	FORD KUGA	4,295
2	MERCEDES GLC	2,385
3	BMW X1	2,172
4	KIA SPORTAGE	2,133
5	BMW X5	1,968
6	VOLVO XC60	1,895
7	VOLKSWAGEN TIGUAN	1,850
8	VOLVO XC40	1,806
9	CUPRA FORMENTOR	1,593
10	BMW SERIES 3	1,591
11	TOYOTA RAV4	1,575
12	MERCEDES C-CLASS	1,470
13	MAZDA CX-60	1,434
14	HYUNDAI TUCSON	1,389
15	PEUGEOT 308	1,320
16	PEUGEOT 3008	1,234
17	BMW X3	1,210
18	LAND ROVER RR SPORT	1,173
19	AUDI Q5	1,077
20	AUDI Q3 SPORTBACK	1,075

*Austria, Belgium, Croatia, Cyprus, Czechia, Denmark, Estonia, Finland, France, Germany, Greece, Hungary, Ireland, Italy, Latvia, Lithuania, Luxembourg, Netherlands, Norway, Poland, Portugal, Romania, Slovakia, Slovenia, Spain, Sweden, Switzerland, United Kingdom